

Overall Visitor Arrival Performance (Feb / 2015)

Total Stayover Arrivals by Region

Region	Feb/2015	% Total	Feb/2014	% Total	% Change
North America	7,943	20%	6,528	18%	22%
South America	11,207	28%	8,351	23%	34%
Caribbean	1,981	5%	2,245	6%	-12%
Europe	16,509	41%	16,423	46%	1%
Others	2,154	5%	2,000	6%	8%
Total	39,794	100%	35,547	100%	12%

2015YTD	% Total	2014YTD	% Total	% Change
15,841	19%	12,791	17%	24%
24,458	29%	17,902	24%	37%
4,475	5%	4,804	7%	-7%
34,734	42%	34,325	47%	1%
3,508	4%	3,384	5%	4%
83,016	100%	73,206	100%	13%

Total Daytrippers

	Feb/2015	% Total	Feb/2014	% Total	% Change
Day Trippers	3,380	100%	3,648	100%	-7%

2015YTD	% Total	2014YTD	% Total	% Change
7,286	100%	7,525	100%	-3%

Total Nights by Region

Region	Feb/2015	% Total	Feb/2014	% Total	% Change
North America	55,646	16.6%	47,417	14.7%	17%
South America	82,981	24.8%	63,980	19.8%	30%
Caribbean	12,537	3.7%	14,935	4.6%	-16%
Europe	180,021	53.8%	180,459	56.0%	0%
Others	3,418	1.0%	15,591	4.8%	-78%
Total	334,603	100%	322,382	100%	4%

2015YTD	% Total	2014YTD	% Total	% Change
118,938	16.0%	99,547	14.3%	19%
185,551	24.9%	135,715	19.5%	37%
28,676	3.9%	32,983	4.7%	-13%
403,071	54.1%	399,314	57.5%	1%
8,523	1.1%	27,065	3.9%	-69%
744,759	100%	694,624	100%	7%

Total Cruise Arrivals

	Feb/2015	% Total	Feb/2014	% Total	% Change
Cruise Arrivals	80,735	100%	90,053	100%	-10%
Cruise Calls	38	100%	46	100%	-17%

2015YTD	% Total	2014YTD	% Total	% Change
150,857	100%	176,057	100%	-14%
76	100%	89	100%	-15%

Total Arrivals

	Feb/2015	% Total	Feb/2014	% Total	% Change
Cruise Arrivals	80,735	65%	90,053	70%	-10%
Day Trippers	3,380	3%	3,648	3%	-7%
Stayovers	39,794	32%	35,547	28%	12%
Total	123,909	100%	129,248	100%	-4%

2015YTD	% Total	2014YTD	% Total	% Change
150,857	63%	176,057	69%	-14%
7,286	3%	7,525	3%	-3%
83,016	34%	73,206	29%	13%
241,159	100%	256,788	100%	-6%

Source

Stayover: Immigration database / CTB
Visitor Nights: Immigration database / CTB
Cruise calls / passengers: CPA



Pietermaai 19, Curaçao, Dutch Caribbean
 Phone: (599-9) 434-8200 * Fax: (599-9) 461-5017
 Email: info@curacao.com
 Website: www.curacao.com

Stayover Visitor Arrival (Feb / 2015)

	Feb/2015	% Total	Feb/2014	% Total	% Change
North America					
Canada	2,446	6.1%	2,126	6.0%	15%
United States	5,497	13.8%	4,402	12.4%	25%
Total	7,943	20.0%	6,528	18.4%	21.68%
South America					
Argentina	138	0.3%	234	0.7%	-41%
Brazil	1,100	2.8%	764	2.1%	44%
Chile	87	0.2%	97	0.3%	-10%
Colombia	661	1.7%	509	1.4%	30%
Ecuador	142	0.4%	167	0.5%	-15%
Guyana	148	0.4%	45	0.1%	229%
Panama	115	0.3%	120	0.3%	-4%
Suriname	711	1.8%	563	1.6%	26%
Venezuela	7,863	19.8%	5,707	16.1%	38%
Other	242	0.6%	145	0.4%	67%
Total	11,207	28.2%	8,351	23.5%	34.20%
Caribbean					
Aruba	860	2.2%	1,049	3.0%	-18%
Barbados	27	0.1%	37	0.1%	-27%
Dom. Rep.	279	0.7%	319	0.9%	-13%
Haiti	164	0.4%	192	0.5%	-15%
Jamaica	153	0.4%	202	0.6%	-24%
Trinidad & Tobago	406	1.0%	367	1.0%	11%
Other	92	0.2%	79	0.2%	16%
Total	1,981	5.0%	2,245	6.3%	-11.76%
Europe					
Austria	142	0.4%	175	0.5%	-19%
Belgium	600	1.5%	401	1.1%	50%
Denmark	61	0.2%	70	0.2%	-13%
Finland	97	0.2%	492	1.4%	-80%
France	150	0.4%	210	0.6%	-29%
Germany	1,551	3.9%	1,585	4.5%	-2%
Italy	72	0.2%	88	0.2%	-18%
Netherlands	12,594	31.6%	12,222	34.4%	3%
Norway	103	0.3%	69	0.2%	49%
Sweden	275	0.7%	323	0.9%	-15%
Switzerland	195	0.5%	149	0.4%	31%
United Kingdom	249	0.6%	172	0.5%	45%
Other	420	1.1%	467	1.3%	-10%
Total	16,509	41.5%	16,423	46.2%	0.52%
Others					
Not Stated	1,675	4.2%	1,654	4.7%	1%
Other	479	1.2%	346	1.0%	38%
Total	2,154	5.4%	2,000	5.6%	7.70%
Overall	39,794	100.0%	35,547	100.0%	12%

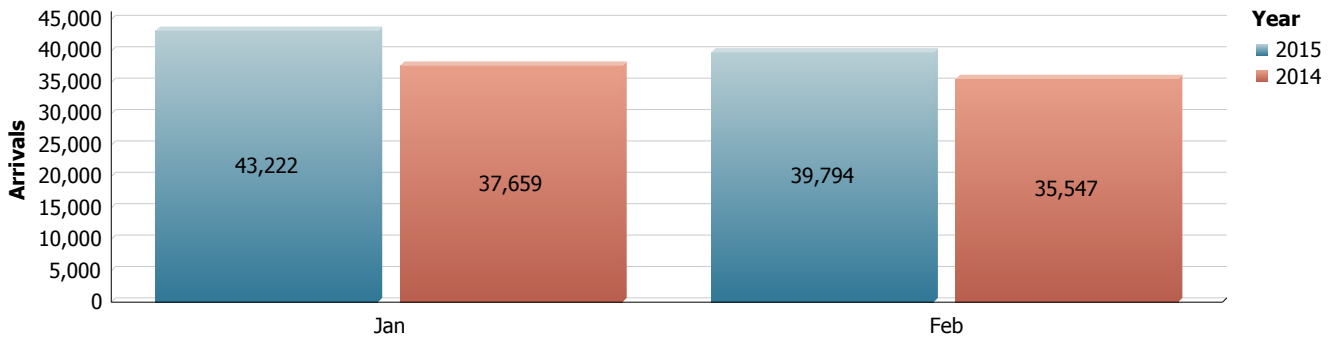
	2015YTD	% Total	2014YTD	% Total	% Change
	5,258	6.3%	4,235	5.8%	24%
	10,583	12.7%	8,556	11.7%	24%
Total	15,841	19.1%	12,791	17.5%	24%
	353	0.4%	517	0.7%	-32%
	2,844	3.4%	1,965	2.7%	45%
	143	0.2%	177	0.2%	-19%
	1,754	2.1%	1,430	2.0%	23%
	177	0.2%	200	0.3%	-12%
	311	0.4%	88	0.1%	253%
	195	0.2%	193	0.3%	1%
	1,372	1.7%	1,111	1.5%	23%
	16,884	20.3%	11,848	16.2%	43%
	425	0.5%	373	0.5%	14%
Total	24,458	29.5%	17,902	24.5%	37%
	2,211	2.7%	2,520	3.4%	-12%
	43	0.1%	72	0.1%	-40%
	491	0.6%	595	0.8%	-17%
	342	0.4%	396	0.5%	-14%
	309	0.4%	372	0.5%	-17%
	895	1.1%	696	1.0%	29%
	184	0.2%	153	0.2%	20%
Total	4,475	5.4%	4,804	6.6%	-7%
	293	0.4%	316	0.4%	-7%
	1,173	1.4%	992	1.4%	18%
	163	0.2%	144	0.2%	13%
	259	0.3%	930	1.3%	-72%
	267	0.3%	344	0.5%	-22%
	3,092	3.7%	2,928	4.0%	6%
	276	0.3%	180	0.2%	53%
	26,654	32.1%	25,908	35.4%	3%
	187	0.2%	141	0.2%	33%
	613	0.7%	658	0.9%	-7%
	372	0.4%	311	0.4%	20%
	472	0.6%	393	0.5%	20%
	913	1.1%	1,080	1.5%	-15%
Total	34,734	41.8%	34,325	46.9%	1%
	2,587	3.1%	2,636	3.6%	-2%
	921	1.1%	748	1.0%	23%
Total	3,508	4.2%	3,384	4.6%	4%
Overall	83,016	100.0%	73,206	100.0%	13%

Stayover Visitor Nights (Feb / 2015)

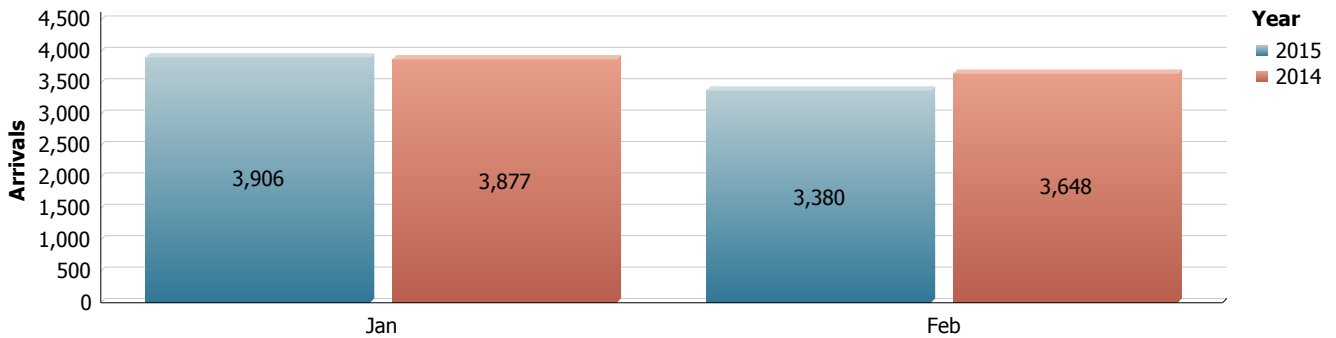
	Feb/2015	% Total	Feb/2014	% Total	% Change
North America					
Canada	19,725	5.9%	17,425	5.4%	13%
United States	35,921	10.7%	29,992	9.3%	20%
Total	55,646	16.6%	47,417	14.7%	17%
South America					
Argentina	951	0.3%	1,613	0.5%	-41%
Brazil	6,604	2.0%	5,099	1.6%	30%
Chile	687	0.2%	701	0.2%	-2%
Colombia	5,952	1.8%	5,703	1.8%	4%
Ecuador	756	0.2%	1,012	0.3%	-25%
Guyana	979	0.3%	291	0.1%	236%
Panama	823	0.2%	683	0.2%	20%
Suriname	4,648	1.4%	4,386	1.4%	6%
Venezuela	60,064	18.0%	43,521	13.5%	38%
Other	1,517	0.5%	971	0.3%	56%
Total	82,981	24.8%	63,980	19.8%	30%
Caribbean					
Aruba	3,939	1.2%	4,418	1.4%	-11%
Barbados	91	0.0%	144	0.0%	-37%
Dom. Rep.	3,486	1.0%	5,026	1.6%	-31%
Haiti	1,387	0.4%	1,858	0.6%	-25%
Jamaica	1,110	0.3%	1,348	0.4%	-18%
Trinidad & Tobago	1,601	0.5%	1,557	0.5%	3%
Other	923	0.3%	584	0.2%	58%
Total	12,537	3.7%	14,935	4.6%	-16%
Europe					
Austria	1,290	0.4%	1,702	0.5%	-24%
Belgium	5,996	1.8%	4,580	1.4%	31%
Denmark	546	0.2%	718	0.2%	-24%
Finland	879	0.3%	4,462	1.4%	-80%
France	1,101	0.3%	1,847	0.6%	-40%
Germany	17,790	5.3%	16,646	5.2%	7%
Italy	534	0.2%	733	0.2%	-27%
Netherlands	140,753	42.1%	138,856	43.1%	1%
Norway	979	0.3%	645	0.2%	52%
Sweden	2,635	0.8%	2,794	0.9%	-6%
Switzerland	1,930	0.6%	1,376	0.4%	40%
United Kingdom	2,343	0.7%	1,907	0.6%	23%
Other	3,245	1.0%	4,193	1.3%	-23%
Total	180,021	53.8%	180,459	56.0%	0%
Others					
Not Stated	798	0.2%	13,507	4.2%	-94%
Other	2,620	0.8%	2,084	0.6%	26%
Total	3,418	1.0%	15,591	4.8%	-78%
Overall	334,603	100.0%	322,382	100.0%	4%

	2015YTD	% Total	2014YTD	% Total	% Change
	44,495	6.0%	36,596	5.3%	22%
	74,443	10.0%	62,951	9.1%	18%
Total	118,938	16.0%	99,547	14.3%	19%
	2,594	0.3%	3,712	0.5%	-30%
	19,077	2.6%	13,789	2.0%	38%
	1,194	0.2%	1,275	0.2%	-6%
	15,623	2.1%	15,251	2.2%	2%
	908	0.1%	1,291	0.2%	-30%
	2,010	0.3%	518	0.1%	288%
	1,239	0.2%	1,215	0.2%	2%
	8,592	1.2%	7,892	1.1%	9%
	131,209	17.6%	87,816	12.6%	49%
	3,105	0.4%	2,956	0.4%	5%
Total	185,551	24.9%	135,715	19.5%	37%
	11,514	1.5%	11,976	1.7%	-4%
	217	0.0%	322	0.0%	-33%
	6,310	0.8%	10,228	1.5%	-38%
	3,363	0.5%	3,832	0.6%	-12%
	2,291	0.3%	2,644	0.4%	-13%
	3,445	0.5%	2,891	0.4%	19%
	1,536	0.2%	1,090	0.2%	41%
Total	28,676	3.9%	32,983	4.7%	-13%
	2,841	0.4%	3,270	0.5%	-13%
	12,352	1.7%	10,940	1.6%	13%
	1,546	0.2%	1,730	0.2%	-11%
	2,419	0.3%	8,059	1.2%	-70%
	2,073	0.3%	3,081	0.4%	-33%
	35,643	4.8%	33,547	4.8%	6%
	2,750	0.4%	1,595	0.2%	72%
	319,673	42.9%	312,375	45.0%	2%
	1,669	0.2%	1,302	0.2%	28%
	6,255	0.8%	5,830	0.8%	7%
	3,698	0.5%	3,007	0.4%	23%
	4,682	0.6%	4,328	0.6%	8%
	7,470	1.0%	10,250	1.5%	-27%
Total	403,071	54.1%	399,314	57.5%	1%
	3,060	0.4%	21,707	3.1%	-86%
	5,463	0.7%	5,358	0.8%	2%
Total	8,523	1.1%	27,065	3.9%	-69%
Overall	744,759	100.0%	694,624	100.0%	7%

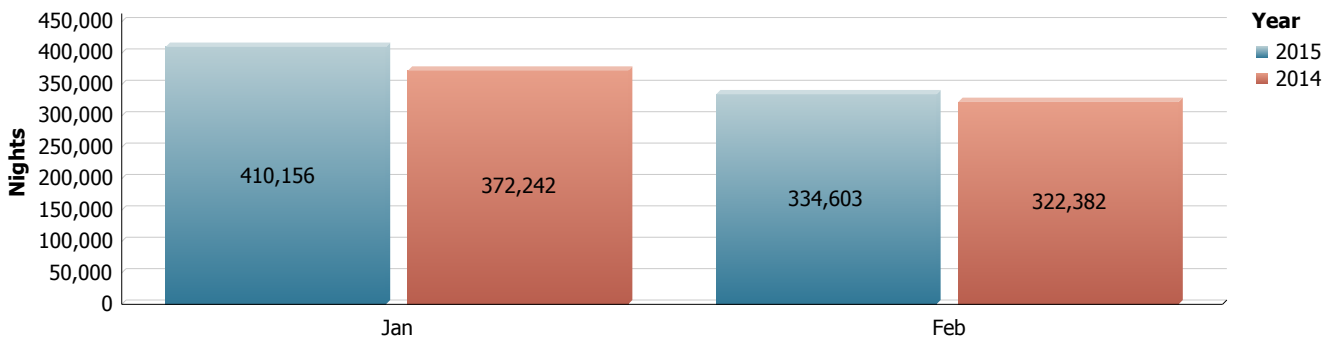
Stay over



Day trippers



Stay over nights



Cruise arrivals

