

Overall Visitor Arrival Performance (Mar / 2015)

Total Stayover Arrivals by Region

Region	Mar/2015	% Total	Mar/2014	% Total	% Change
North America	8,716	22%	7,655	21%	14%
South America	10,776	27%	7,225	20%	49%
Caribbean	2,229	6%	2,645	7%	-16%
Europe	16,938	43%	16,159	45%	5%
Others	1,017	3%	2,006	6%	-49%
Total	39,676	100%	35,690	100%	11%

2015YTD	% Total	2014YTD	% Total	% Change
24,697	20%	20,446	19%	21%
35,348	29%	25,127	23%	41%
6,714	5%	7,449	7%	-10%
51,895	42%	50,484	46%	3%
4,521	4%	5,390	5%	-16%
123,175	100%	108,896	100%	13%

Total Daytrippers

	Mar/2015	% Total	Mar/2014	% Total	% Change
Day Trippers	3,548	100%	4,022	100%	-12%

2015YTD	% Total	2014YTD	% Total	% Change
10,864	100%	11,547	100%	-6%

Total Nights by Region

Region	Mar/2015	% Total	Mar/2014	% Total	% Change
North America	58,845	17.3%	50,746	16.2%	16%
South America	77,494	22.8%	52,215	16.7%	48%
Caribbean	16,080	4.7%	18,654	6.0%	-14%
Europe	181,100	53.3%	176,413	56.3%	3%
Others	6,066	1.8%	15,055	4.8%	-60%
Total	339,585	100%	313,083	100%	8%

2015YTD	% Total	2014YTD	% Total	% Change
178,696	16.4%	150,293	14.9%	19%
263,855	24.2%	187,930	18.6%	40%
44,826	4.1%	51,637	5.1%	-13%
586,540	53.9%	575,727	57.1%	2%
14,595	1.3%	42,120	4.2%	-65%
1,088,512	100%	1,007,707	100%	8%

Total Cruise Arrivals

	Mar/2015	% Total	Mar/2014	% Total	% Change
Cruise Arrivals	68,390	100%	66,399	100%	3%
Cruise Calls	35	100%	32	100%	9%

2015YTD	% Total	2014YTD	% Total	% Change
219,247	100%	242,456	100%	-10%
111	100%	121	100%	-8%

Total Arrivals

	Mar/2015	% Total	Mar/2014	% Total	% Change
Cruise Arrivals	68,390	61%	66,399	63%	3%
Day Trippers	3,548	3%	4,022	4%	-12%
Stayovers	39,676	36%	35,690	34%	11%
Total	111,614	100%	106,111	100%	5%

2015YTD	% Total	2014YTD	% Total	% Change
219,247	62%	242,456	67%	-10%
10,864	3%	11,547	3%	-6%
123,175	35%	108,896	30%	13%
353,286	100%	362,899	100%	-3%

Source

Stayover: Immigration database / CTB
Visitor Nights: Immigration database / CTB
Cruise calls / passengers: CPA



Pietermaai 19, Curaçao, Dutch Caribbean
 Phone: (599-9) 434-8200 * Fax: (599-9) 461-5017
 Email: info@curacao.com
 Website: www.curacao.com

Stayover Visitor Arrival (Mar / 2015)

	Mar/2015	% Total	Mar/2014	% Total	% Change
North America					
Canada	2,707	6.8%	2,120	5.9%	28%
United States	6,009	15.1%	5,535	15.5%	9%
Total	8,716	22.0%	7,655	21.4%	13.86%
South America					
Argentina	113	0.3%	113	0.3%	0%
Brazil	765	1.9%	875	2.5%	-13%
Chile	76	0.2%	66	0.2%	15%
Colombia	1,049	2.6%	587	1.6%	79%
Ecuador	124	0.3%	97	0.3%	28%
Guyana	132	0.3%	63	0.2%	110%
Panama	96	0.2%	99	0.3%	-3%
Suriname	707	1.8%	690	1.9%	2%
Venezuela	7,412	18.7%	4,489	12.6%	65%
Other	302	0.8%	146	0.4%	107%
Total	10,776	27.2%	7,225	20.2%	49.15%
Caribbean					
Aruba	956	2.4%	1,260	3.5%	-24%
Barbados	27	0.1%	38	0.1%	-29%
Dom. Rep.	267	0.7%	322	0.9%	-17%
Haiti	169	0.4%	208	0.6%	-19%
Jamaica	196	0.5%	237	0.7%	-17%
Trinidad & Tobago	465	1.2%	489	1.4%	-5%
Other	149	0.4%	91	0.3%	64%
Total	2,229	5.6%	2,645	7.4%	-15.73%
Europe					
Austria	137	0.3%	144	0.4%	-5%
Belgium	482	1.2%	533	1.5%	-10%
Denmark	40	0.1%	40	0.1%	0%
Finland	99	0.2%	169	0.5%	-41%
France	87	0.2%	150	0.4%	-42%
Germany	2,831	7.1%	1,850	5.2%	53%
Italy	108	0.3%	81	0.2%	33%
Netherlands	11,910	30.0%	12,111	33.9%	-2%
Norway	116	0.3%	56	0.2%	107%
Sweden	193	0.5%	182	0.5%	6%
Switzerland	210	0.5%	148	0.4%	42%
United Kingdom	257	0.6%	205	0.6%	25%
Other	468	1.2%	490	1.4%	-4%
Total	16,938	42.7%	16,159	45.3%	4.82%
Others					
Not Stated	591	1.5%	1,591	4.5%	-63%
Other	426	1.1%	415	1.2%	3%
Total	1,017	2.6%	2,006	5.6%	-49.30%
Overall	39,676	100.0%	35,690	100.0%	11%

	2015YTD	% Total	2014YTD	% Total	% Change
	8,010	6.5%	6,355	5.8%	26%
	16,687	13.5%	14,091	12.9%	18%
Total	24,697	20.1%	20,446	18.8%	21%
	469	0.4%	630	0.6%	-26%
	3,616	2.9%	2,840	2.6%	27%
	222	0.2%	243	0.2%	-9%
	2,814	2.3%	2,017	1.9%	40%
	304	0.2%	297	0.3%	2%
	444	0.4%	151	0.1%	194%
	291	0.2%	292	0.3%	0%
	2,085	1.7%	1,801	1.7%	16%
	24,376	19.8%	16,337	15.0%	49%
	727	0.6%	519	0.5%	40%
Total	35,348	28.7%	25,127	23.1%	41%
	3,170	2.6%	3,780	3.5%	-16%
	70	0.1%	110	0.1%	-36%
	760	0.6%	917	0.8%	-17%
	512	0.4%	604	0.6%	-15%
	506	0.4%	609	0.6%	-17%
	1,363	1.1%	1,185	1.1%	15%
	333	0.3%	244	0.2%	36%
Total	6,714	5.5%	7,449	6.8%	-10%
	432	0.4%	460	0.4%	-6%
	1,665	1.4%	1,525	1.4%	9%
	204	0.2%	184	0.2%	11%
	358	0.3%	1,099	1.0%	-67%
	356	0.3%	494	0.5%	-28%
	5,942	4.8%	4,778	4.4%	24%
	386	0.3%	261	0.2%	48%
	38,737	31.4%	38,019	34.9%	2%
	303	0.2%	197	0.2%	54%
	811	0.7%	840	0.8%	-3%
	583	0.5%	459	0.4%	27%
	732	0.6%	598	0.5%	22%
	1,386	1.1%	1,570	1.4%	-12%
Total	51,895	42.1%	50,484	46.4%	3%
	3,168	2.6%	4,227	3.9%	-25%
	1,353	1.1%	1,163	1.1%	16%
Total	4,521	3.7%	5,390	4.9%	-16%
Overall	123,175	100.0%	108,896	100.0%	13%



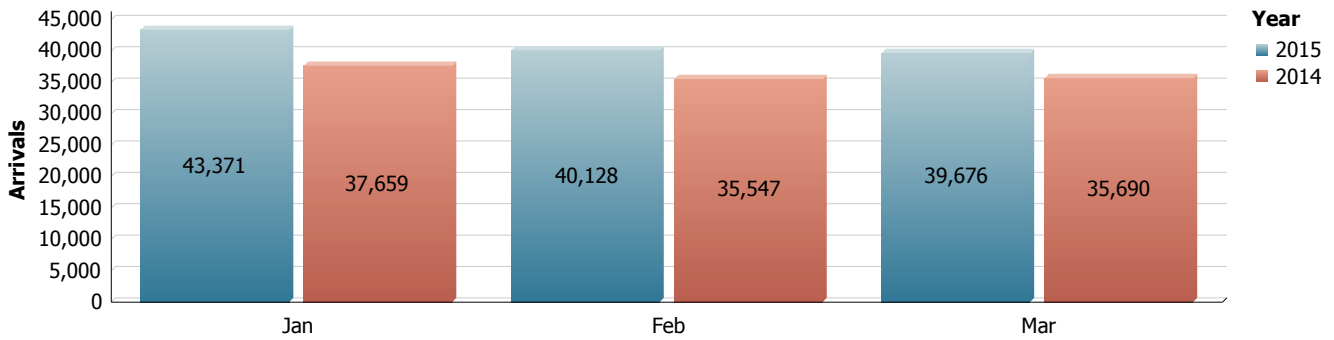
Pietermaai 19, Curaçao, Dutch Caribbean
 Phone: (599-9) 434-8200 * Fax: (599-9) 461-5017
 Email: info@curacao.com
 Website: www.curacao.com

Stayover Visitor Nights (Mar / 2015)

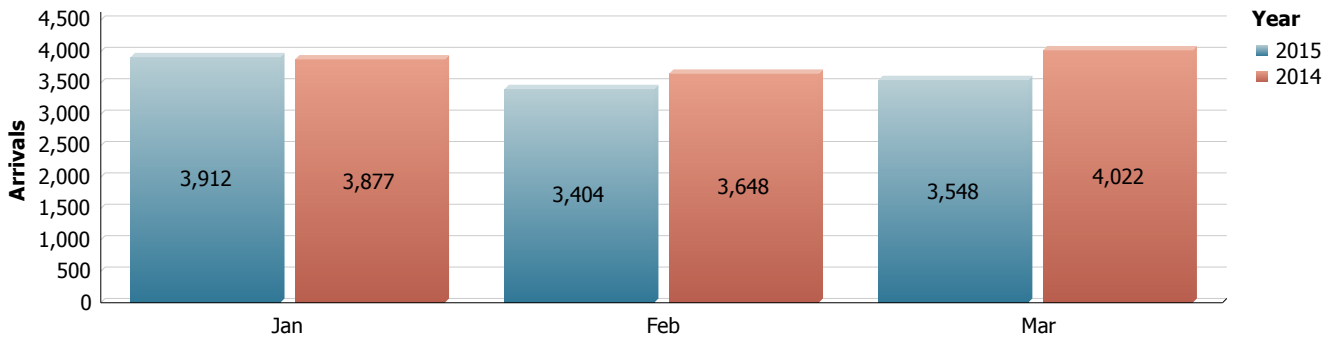
	Mar/2015	% Total	Mar/2014	% Total	% Change
North America					
Canada	20,211	6.0%	16,264	5.2%	24%
United States	38,634	11.4%	34,482	11.0%	12%
Total	58,845	17.3%	50,746	16.2%	16%
South America					
Argentina	788	0.2%	669	0.2%	18%
Brazil	4,700	1.4%	5,326	1.7%	-12%
Chile	485	0.1%	356	0.1%	36%
Colombia	9,231	2.7%	7,347	2.3%	26%
Ecuador	822	0.2%	608	0.2%	35%
Guyana	725	0.2%	609	0.2%	19%
Panama	429	0.1%	478	0.2%	-10%
Suriname	4,453	1.3%	4,180	1.3%	7%
Venezuela	53,761	15.8%	31,468	10.1%	71%
Other	2,100	0.6%	1,174	0.4%	79%
Total	77,494	22.8%	52,215	16.7%	48%
Caribbean					
Aruba	5,474	1.6%	6,200	2.0%	-12%
Barbados	91	0.0%	143	0.0%	-36%
Dom. Rep.	4,232	1.2%	6,325	2.0%	-33%
Haiti	1,675	0.5%	2,076	0.7%	-19%
Jamaica	1,424	0.4%	1,859	0.6%	-23%
Trinidad & Tobago	1,968	0.6%	1,531	0.5%	29%
Other	1,216	0.4%	520	0.2%	134%
Total	16,080	4.7%	18,654	6.0%	-14%
Europe					
Austria	1,306	0.4%	1,459	0.5%	-10%
Belgium	5,360	1.6%	5,974	1.9%	-10%
Denmark	417	0.1%	473	0.2%	-12%
Finland	974	0.3%	1,504	0.5%	-35%
France	816	0.2%	1,136	0.4%	-28%
Germany	30,208	8.9%	20,566	6.6%	47%
Italy	808	0.2%	657	0.2%	23%
Netherlands	130,281	38.4%	134,745	43.0%	-3%
Norway	1,079	0.3%	469	0.1%	130%
Sweden	1,539	0.5%	1,922	0.6%	-20%
Switzerland	2,119	0.6%	1,617	0.5%	31%
United Kingdom	2,315	0.7%	2,008	0.6%	15%
Other	3,878	1.1%	3,883	1.2%	0%
Total	181,100	53.3%	176,413	56.3%	3%
Others					
Not Stated	3,278	1.0%	11,943	3.8%	-73%
Other	2,788	0.8%	3,112	1.0%	-10%
Total	6,066	1.8%	15,055	4.8%	-60%
Overall	339,585	100.0%	313,083	100.0%	8%

	2015YTD	% Total	2014YTD	% Total	% Change
	65,049	6.0%	52,860	5.2%	23%
	113,647	10.4%	97,433	9.7%	17%
	178,696	16.4%	150,293	14.9%	19%
	3,394	0.3%	4,381	0.4%	-23%
	23,822	2.2%	19,115	1.9%	25%
	1,705	0.2%	1,631	0.2%	5%
	24,962	2.3%	22,598	2.2%	10%
	1,748	0.2%	1,899	0.2%	-8%
	2,737	0.3%	1,127	0.1%	143%
	1,668	0.2%	1,693	0.2%	-1%
	13,070	1.2%	12,072	1.2%	8%
	185,544	17.0%	119,284	11.8%	56%
	5,205	0.5%	4,130	0.4%	26%
	263,855	24.2%	187,930	18.6%	40%
	17,008	1.6%	18,176	1.8%	-6%
	308	0.0%	465	0.0%	-34%
	10,553	1.0%	16,553	1.6%	-36%
	5,052	0.5%	5,908	0.6%	-14%
	3,723	0.3%	4,503	0.4%	-17%
	5,426	0.5%	4,422	0.4%	23%
	2,756	0.3%	1,610	0.2%	71%
	44,826	4.1%	51,637	5.1%	-13%
	4,163	0.4%	4,729	0.5%	-12%
	17,834	1.6%	16,914	1.7%	5%
	1,970	0.2%	2,203	0.2%	-11%
	3,393	0.3%	9,563	0.9%	-65%
	2,898	0.3%	4,217	0.4%	-31%
	66,091	6.1%	54,113	5.4%	22%
	3,569	0.3%	2,252	0.2%	58%
	451,718	41.5%	447,120	44.4%	1%
	2,748	0.3%	1,771	0.2%	55%
	7,849	0.7%	7,752	0.8%	1%
	5,838	0.5%	4,624	0.5%	26%
	7,072	0.6%	6,336	0.6%	12%
	11,397	1.0%	14,133	1.4%	-19%
	586,540	53.9%	575,727	57.1%	2%
	6,321	0.6%	33,650	3.3%	-81%
	8,274	0.8%	8,470	0.8%	-2%
	14,595	1.3%	42,120	4.2%	-65%
	1,088,512	100.0%	1,007,707	100.0%	8%

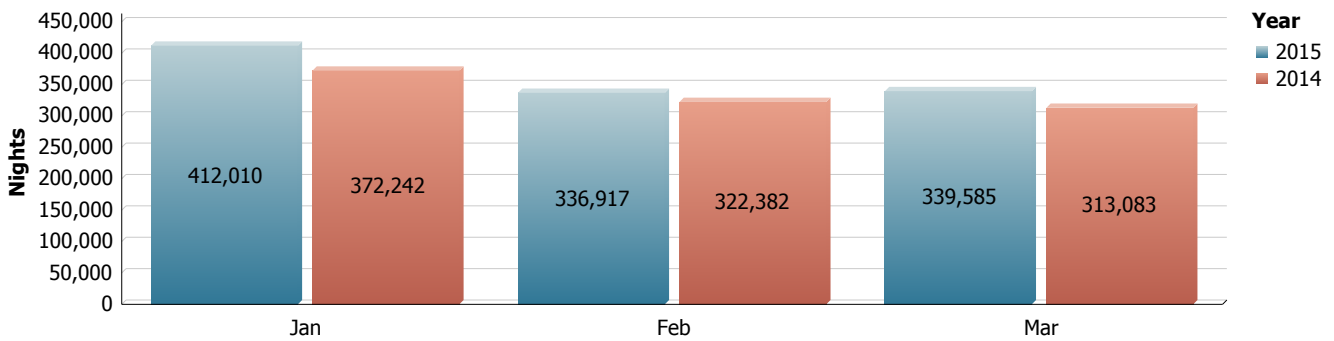
Stay over



Day trippers



Stay over nights



Cruise arrivals

