

## Overall Visitor Arrival Performance (Apr / 2015)

### Total Stayover Arrivals by Region

Region	Apr/2015	% Total	Apr/2014	% Total	% Change
North America	7,207	20%	5,469	15%	32%
South America	8,807	24%	8,715	24%	1%
Caribbean	3,193	9%	2,744	8%	16%
Europe	16,008	44%	16,106	45%	-1%
Others	1,065	3%	2,559	7%	-58%
<b>Total</b>	<b>36,280</b>	<b>100%</b>	<b>35,593</b>	<b>100%</b>	<b>2%</b>

2015YTD	% Total	2014YTD	% Total	% Change
32,689	20%	25,915	18%	26%
45,089	28%	33,842	23%	33%
9,951	6%	10,193	7%	-2%
68,825	43%	66,590	46%	3%
3,744	2%	7,949	6%	-53%
<b>160,298</b>	<b>100%</b>	<b>144,489</b>	<b>100%</b>	<b>11%</b>

### Total Daytrippers

	Apr/2015	% Total	Apr/2014	% Total	% Change
Day Trippers	3,547	100%	3,547	100%	0%

2015YTD	% Total	2014YTD	% Total	% Change
14,468	100%	15,094	100%	-4%

### Total Nights by Region

Region	Apr/2015	% Total	Apr/2014	% Total	% Change
North America	50,899	16.7%	37,837	12.1%	35%
South America	60,675	19.9%	64,710	20.7%	-6%
Caribbean	19,273	6.3%	18,263	5.9%	6%
Europe	167,048	54.8%	170,811	54.7%	-2%
Others	6,700	2.2%	20,419	6.5%	-67%
<b>Total</b>	<b>304,595</b>	<b>100%</b>	<b>312,040</b>	<b>100%</b>	<b>-2%</b>

2015YTD	% Total	2014YTD	% Total	% Change
232,070	16.6%	188,130	14.3%	23%
327,489	23.4%	252,640	19.1%	30%
64,428	4.6%	69,900	5.3%	-8%
757,368	54.1%	746,538	56.6%	1%
19,031	1.4%	62,539	4.7%	-70%
<b>1,400,386</b>	<b>100%</b>	<b>1,319,747</b>	<b>100%</b>	<b>6%</b>

### Total Cruise Arrivals

	Apr/2015	% Total	Apr/2014	% Total	% Change
Cruise Arrivals	45,274	100%	52,917	100%	-14%
Cruise Calls	24	100%	23	100%	4%

2015YTD	% Total	2014YTD	% Total	% Change
264,521	100%	295,373	100%	-10%
135	100%	144	100%	-6%

### Total Arrivals

	Apr/2015	% Total	Apr/2014	% Total	% Change
Cruise Arrivals	45,274	53%	52,917	57%	-14%
Day Trippers	3,547	4%	3,547	4%	0%
Stayovers	36,280	43%	35,593	39%	2%
<b>Total</b>	<b>85,101</b>	<b>100%</b>	<b>92,057</b>	<b>100%</b>	<b>-8%</b>

2015YTD	% Total	2014YTD	% Total	% Change
264,521	60%	295,373	65%	-10%
14,468	3%	15,094	3%	-4%
160,298	36%	144,489	32%	11%
<b>439,287</b>	<b>100%</b>	<b>454,956</b>	<b>100%</b>	<b>-3%</b>

### Source

**Stayover:** Immigration database / CTB  
**Visitor Nights:** Immigration database / CTB  
**Cruise calls / passengers:** CPA

## Stayover Visitor Arrival (Apr / 2015)

	Apr/2015	% Total	Apr/2014	% Total	% Change
<b>North America</b>					
Canada	1,878	5.2%	1,397	3.9%	34%
United States	5,329	14.7%	4,072	11.4%	31%
<b>Total</b>	<b>7,207</b>	<b>19.9%</b>	<b>5,469</b>	<b>15.4%</b>	<b>31.78%</b>
<b>South America</b>					
Argentina	117	0.3%	92	0.3%	27%
Brazil	806	2.2%	822	2.3%	-2%
Chile	32	0.1%	73	0.2%	-56%
Colombia	904	2.5%	905	2.5%	0%
Ecuador	109	0.3%	49	0.1%	122%
Guyana	168	0.5%	64	0.2%	162%
Panama	72	0.2%	84	0.2%	-14%
Suriname	1,401	3.9%	1,109	3.1%	26%
Venezuela	4,968	13.7%	5,319	14.9%	-7%
Other	230	0.6%	198	0.6%	16%
<b>Total</b>	<b>8,807</b>	<b>24.3%</b>	<b>8,715</b>	<b>24.5%</b>	<b>1.06%</b>
<b>Caribbean</b>					
Aruba	1,679	4.6%	1,553	4.4%	8%
Barbados	33	0.1%	30	0.1%	10%
Dom. Rep.	242	0.7%	285	0.8%	-15%
Haiti	149	0.4%	221	0.6%	-33%
Jamaica	233	0.6%	201	0.6%	16%
Trinidad & Tobago	729	2.0%	369	1.0%	98%
Other	128	0.4%	85	0.2%	51%
<b>Total</b>	<b>3,193</b>	<b>8.8%</b>	<b>2,744</b>	<b>7.7%</b>	<b>16.36%</b>
<b>Europe</b>					
Austria	98	0.3%	111	0.3%	-12%
Belgium	1,122	3.1%	1,050	3.0%	7%
Denmark	38	0.1%	52	0.1%	-27%
Finland	41	0.1%	66	0.2%	-38%
France	158	0.4%	151	0.4%	5%
Germany	1,448	4.0%	1,937	5.4%	-25%
Italy	98	0.3%	54	0.2%	81%
Netherlands	12,096	33.3%	11,642	32.7%	4%
Norway	21	0.1%	95	0.3%	-78%
Sweden	109	0.3%	150	0.4%	-27%
Switzerland	227	0.6%	239	0.7%	-5%
United Kingdom	162	0.4%	222	0.6%	-27%
Other	390	1.1%	337	0.9%	16%
<b>Total</b>	<b>16,008</b>	<b>44.1%</b>	<b>16,106</b>	<b>45.3%</b>	<b>-0.61%</b>
<b>Others</b>					
Not Stated	735	2.0%	2,182	6.1%	-66%
Other	330	0.9%	377	1.1%	-12%
<b>Total</b>	<b>1,065</b>	<b>2.9%</b>	<b>2,559</b>	<b>7.2%</b>	<b>-58.38%</b>
<b>Overall</b>	<b>36,280</b>	<b>100.0%</b>	<b>35,593</b>	<b>100.0%</b>	<b>2%</b>

2015YTD	% Total	2014YTD	% Total	% Change
10,160	6.3%	7,752	5.4%	31%
22,529	14.1%	18,163	12.6%	24%
<b>32,689</b>	<b>20.4%</b>	<b>25,915</b>	<b>17.9%</b>	<b>26%</b>
588	0.4%	722	0.5%	-19%
4,534	2.8%	3,662	2.5%	24%
260	0.2%	316	0.2%	-18%
3,824	2.4%	2,922	2.0%	31%
415	0.3%	346	0.2%	20%
615	0.4%	215	0.1%	186%
364	0.2%	376	0.3%	-3%
3,498	2.2%	2,910	2.0%	20%
30,030	18.7%	21,656	15.0%	39%
961	0.6%	717	0.5%	34%
<b>45,089</b>	<b>28.1%</b>	<b>33,842</b>	<b>23.4%</b>	<b>33%</b>
4,865	3.0%	5,333	3.7%	-9%
103	0.1%	140	0.1%	-26%
1,011	0.6%	1,202	0.8%	-16%
667	0.4%	825	0.6%	-19%
742	0.5%	810	0.6%	-8%
2,102	1.3%	1,554	1.1%	35%
461	0.3%	329	0.2%	40%
<b>9,951</b>	<b>6.2%</b>	<b>10,193</b>	<b>7.1%</b>	<b>-2%</b>
537	0.3%	571	0.4%	-6%
2,801	1.7%	2,575	1.8%	9%
243	0.2%	236	0.2%	3%
400	0.2%	1,165	0.8%	-66%
514	0.3%	645	0.4%	-20%
7,533	4.7%	6,715	4.6%	12%
488	0.3%	315	0.2%	55%
51,559	32.2%	49,661	34.4%	4%
327	0.2%	292	0.2%	12%
924	0.6%	990	0.7%	-7%
812	0.5%	698	0.5%	16%
902	0.6%	820	0.6%	10%
1,785	1.1%	1,907	1.3%	-6%
<b>68,825</b>	<b>42.9%</b>	<b>66,590</b>	<b>46.1%</b>	<b>3%</b>
2,058	1.3%	6,409	4.4%	-68%
1,686	1.1%	1,540	1.1%	9%
<b>3,744</b>	<b>2.3%</b>	<b>7,949</b>	<b>5.5%</b>	<b>-53%</b>
<b>160,298</b>	<b>100.0%</b>	<b>144,489</b>	<b>100.0%</b>	<b>11%</b>



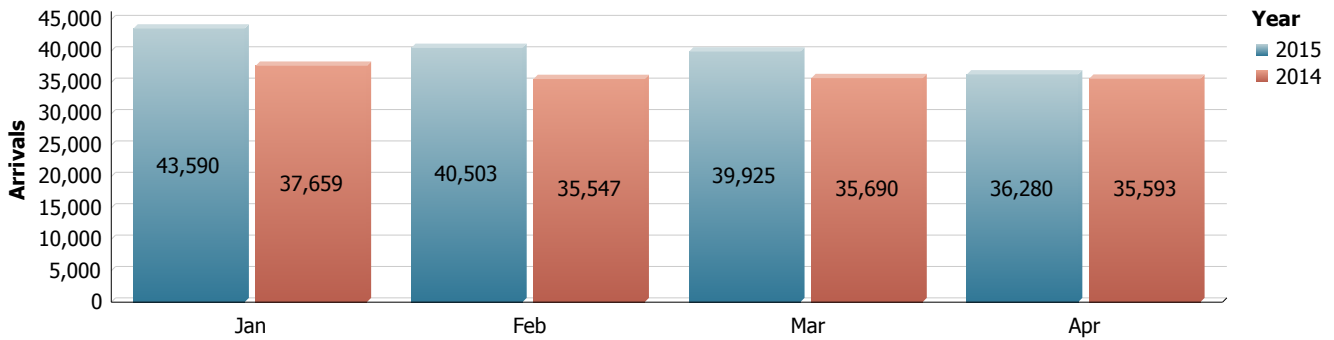
Pietermaai 19, Curacao, Dutch Caribbean  
 Phone: (599-9) 434-8200 \* Fax: (599-9) 461-5017  
 Email: info@curacao.com  
 Website: www.curacao.com

### Stayover Visitor Nights (Apr / 2015)

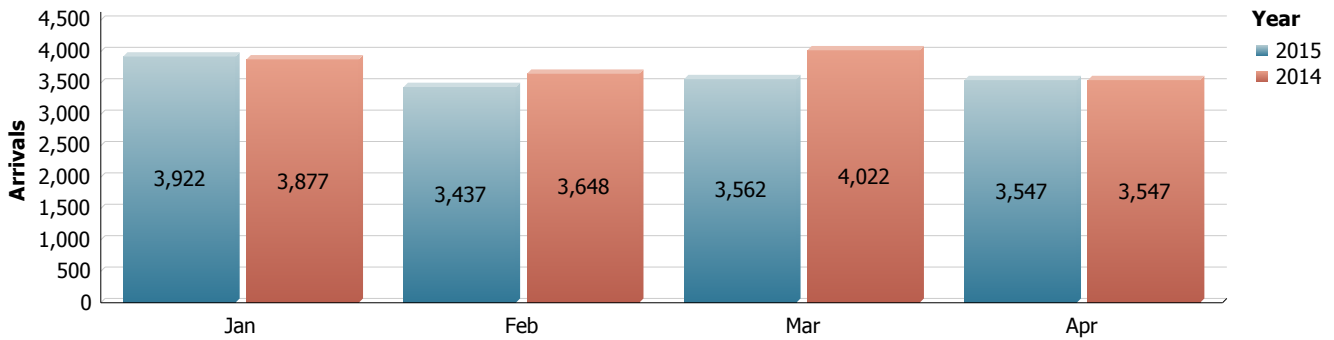
	Apr/2015	% Total	Apr/2014	% Total	% Change
<b>North America</b>					
Canada	13,507	4.4%	10,875	3.5%	24%
United States	37,392	12.3%	26,962	8.6%	39%
<b>Total</b>	<b>50,899</b>	<b>16.7%</b>	<b>37,837</b>	<b>12.1%</b>	<b>35%</b>
<b>South America</b>					
Argentina	670	0.2%	746	0.2%	-10%
Brazil	5,307	1.7%	4,902	1.6%	8%
Chile	224	0.1%	434	0.1%	-48%
Colombia	6,256	2.1%	8,298	2.7%	-25%
Ecuador	541	0.2%	373	0.1%	45%
Guyana	979	0.3%	398	0.1%	146%
Panama	342	0.1%	355	0.1%	-4%
Suriname	8,737	2.9%	7,751	2.5%	13%
Venezuela	35,847	11.8%	40,087	12.8%	-11%
Other	1,772	0.6%	1,366	0.4%	30%
<b>Total</b>	<b>60,675</b>	<b>19.9%</b>	<b>64,710</b>	<b>20.7%</b>	<b>-6%</b>
<b>Caribbean</b>					
Aruba	8,567	2.8%	8,062	2.6%	6%
Barbados	194	0.1%	125	0.0%	55%
Dom. Rep.	3,364	1.1%	4,452	1.4%	-24%
Haiti	1,565	0.5%	1,958	0.6%	-20%
Jamaica	1,601	0.5%	1,431	0.5%	12%
Trinidad & Tobago	2,992	1.0%	1,449	0.5%	106%
Other	990	0.3%	786	0.3%	26%
<b>Total</b>	<b>19,273</b>	<b>6.3%</b>	<b>18,263</b>	<b>5.9%</b>	<b>6%</b>
<b>Europe</b>					
Austria	939	0.3%	1,161	0.4%	-19%
Belgium	10,508	3.4%	9,989	3.2%	5%
Denmark	289	0.1%	411	0.1%	-30%
Finland	351	0.1%	622	0.2%	-44%
France	1,460	0.5%	1,110	0.4%	32%
Germany	14,609	4.8%	20,986	6.7%	-30%
Italy	758	0.2%	425	0.1%	78%
Netherlands	129,889	42.6%	126,391	40.5%	3%
Norway	171	0.1%	938	0.3%	-82%
Sweden	896	0.3%	1,255	0.4%	-29%
Switzerland	2,461	0.8%	2,297	0.7%	7%
United Kingdom	1,461	0.5%	2,197	0.7%	-34%
Other	3,256	1.1%	3,029	1.0%	7%
<b>Total</b>	<b>167,048</b>	<b>54.8%</b>	<b>170,811</b>	<b>54.7%</b>	<b>-2%</b>
<b>Others</b>					
Not Stated	4,469	1.5%	17,625	5.6%	-75%
Other	2,231	0.7%	2,794	0.9%	-20%
<b>Total</b>	<b>6,700</b>	<b>2.2%</b>	<b>20,419</b>	<b>6.5%</b>	<b>-67%</b>
<b>Overall</b>	<b>304,595</b>	<b>100.0%</b>	<b>312,040</b>	<b>100.0%</b>	<b>-2%</b>

	2015YTD	% Total	2014YTD	% Total	% Change
	79,619	5.7%	63,735	4.8%	25%
	152,451	10.9%	124,395	9.4%	23%
<b>Total</b>	<b>232,070</b>	<b>16.6%</b>	<b>188,130</b>	<b>14.3%</b>	<b>23%</b>
	4,074	0.3%	5,127	0.4%	-21%
	29,518	2.1%	24,017	1.8%	23%
	1,989	0.1%	2,065	0.2%	-4%
	31,576	2.3%	30,896	2.3%	2%
	2,297	0.2%	2,272	0.2%	1%
	3,736	0.3%	1,525	0.1%	145%
	2,020	0.1%	2,048	0.2%	-1%
	21,862	1.6%	19,823	1.5%	10%
	223,414	16.0%	159,371	12.1%	40%
	7,003	0.5%	5,496	0.4%	27%
<b>Total</b>	<b>327,489</b>	<b>23.4%</b>	<b>252,640</b>	<b>19.1%</b>	<b>30%</b>
	25,692	1.8%	26,238	2.0%	-2%
	502	0.0%	590	0.0%	-15%
	14,028	1.0%	21,005	1.6%	-33%
	6,660	0.5%	7,866	0.6%	-15%
	5,339	0.4%	5,934	0.4%	-10%
	8,461	0.6%	5,871	0.4%	44%
	3,746	0.3%	2,396	0.2%	56%
<b>Total</b>	<b>64,428</b>	<b>4.6%</b>	<b>69,900</b>	<b>5.3%</b>	<b>-8%</b>
	5,210	0.4%	5,890	0.4%	-12%
	28,484	2.0%	26,903	2.0%	6%
	2,309	0.2%	2,614	0.2%	-12%
	3,751	0.3%	10,185	0.8%	-63%
	4,358	0.3%	5,327	0.4%	-18%
	81,009	5.8%	75,099	5.7%	8%
	4,360	0.3%	2,677	0.2%	63%
	584,386	41.7%	573,511	43.5%	2%
	2,946	0.2%	2,709	0.2%	9%
	8,761	0.6%	9,007	0.7%	-3%
	8,322	0.6%	6,921	0.5%	20%
	8,586	0.6%	8,533	0.6%	1%
	14,886	1.1%	17,162	1.3%	-13%
<b>Total</b>	<b>757,368</b>	<b>54.1%</b>	<b>746,538</b>	<b>56.6%</b>	<b>1%</b>
	8,510	0.6%	51,275	3.9%	-83%
	10,521	0.8%	11,264	0.9%	-7%
<b>Total</b>	<b>19,031</b>	<b>1.4%</b>	<b>62,539</b>	<b>4.7%</b>	<b>-70%</b>
<b>Overall</b>	<b>1,400,386</b>	<b>100.0%</b>	<b>1,319,747</b>	<b>100.0%</b>	<b>6%</b>

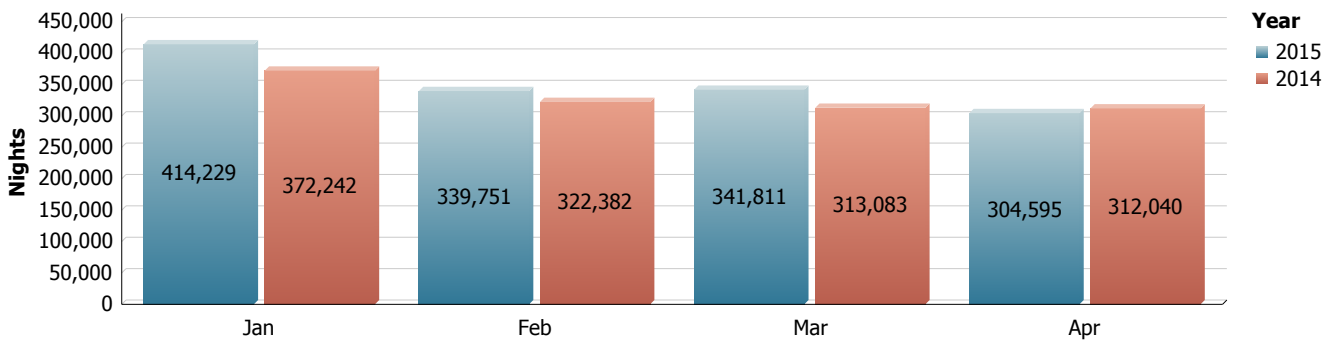
### Stay over



### Day trippers



### Stay over nights



### Cruise arrivals

