

## Overall Visitor Arrival Performance (May / 2015)

### Total Stayover Arrivals by Region

Region	May/2015	% Total	May/2014	% Total	% Change
North America	6,059	18%	4,784	15%	27%
South America	8,813	26%	9,363	29%	-6%
Caribbean	3,016	9%	2,776	9%	9%
Europe	15,080	45%	13,772	42%	9%
Others	709	2%	1,726	5%	-59%
<b>Total</b>	<b>33,677</b>	<b>100%</b>	<b>32,421</b>	<b>100%</b>	<b>4%</b>

2015YTD	% Total	2014YTD	% Total	% Change
38,739	20%	30,699	17%	26%
53,925	28%	43,205	24%	25%
13,002	7%	12,969	7%	0%
84,049	43%	80,363	45%	5%
5,272	3%	9,675	5%	-46%
<b>194,987</b>	<b>100%</b>	<b>176,911</b>	<b>100%</b>	<b>10%</b>

### Total Daytrippers

	May/2015	% Total	May/2014	% Total	% Change
Day Trippers	3,144	100%	3,544	100%	-11%

2015YTD	% Total	2014YTD	% Total	% Change
17,694	100%	18,638	100%	-5%

### Total Nights by Region

Region	May/2015	% Total	May/2014	% Total	% Change
North America	38,972	14.7%	35,447	12.9%	10%
South America	61,638	23.2%	66,902	24.3%	-8%
Caribbean	15,706	5.9%	17,502	6.3%	-10%
Europe	146,936	55.3%	146,675	53.2%	0%
Others	2,546	1.0%	9,193	3.3%	-72%
<b>Total</b>	<b>265,798</b>	<b>100%</b>	<b>275,719</b>	<b>100%</b>	<b>-4%</b>

2015YTD	% Total	2014YTD	% Total	% Change
271,360	16.2%	223,577	14.0%	21%
389,937	23.3%	319,542	20.0%	22%
80,279	4.8%	87,402	5.5%	-8%
907,484	54.2%	893,220	56.0%	2%
25,770	1.5%	71,732	4.5%	-64%
<b>1,674,830</b>	<b>100%</b>	<b>1,595,473</b>	<b>100%</b>	<b>5%</b>

### Total Cruise Arrivals

	May/2015	% Total	May/2014	% Total	% Change
Cruise Arrivals	35,594	100%	29,632	100%	20%
Cruise Calls	15	100%	10	100%	50%

2015YTD	% Total	2014YTD	% Total	% Change
300,115	100%	325,005	100%	-8%
150	100%	154	100%	-3%

### Total Arrivals

	May/2015	% Total	May/2014	% Total	% Change
Cruise Arrivals	35,594	49%	29,632	45%	20%
Day Trippers	3,144	4%	3,544	5%	-11%
Stayovers	33,677	47%	32,421	49%	4%
<b>Total</b>	<b>72,415</b>	<b>100%</b>	<b>65,597</b>	<b>100%</b>	<b>10%</b>

2015YTD	% Total	2014YTD	% Total	% Change
300,115	59%	325,005	62%	-8%
17,694	3%	18,638	4%	-5%
194,987	38%	176,911	34%	10%
<b>512,796</b>	<b>100%</b>	<b>520,554</b>	<b>100%</b>	<b>-1%</b>

### Source

**Stayover:** Immigration database / CTB  
**Visitor Nights:** Immigration database / CTB  
**Cruise calls / passengers:** CPA



Pietermaai 19, Curaçao, Dutch Caribbean  
 Phone: (599-9) 434-8200 \* Fax: (599-9) 461-5017  
 Email: info@curacao.com  
 Website: www.curacao.com

### Stayover Visitor Arrival (May / 2015)

	May/2015	% Total	May/2014	% Total	% Change
<b>North America</b>					
Canada	974	2.9%	263	0.8%	270%
United States	5,085	15.1%	4,521	13.9%	12%
<b>Total</b>	<b>6,059</b>	<b>18.0%</b>	<b>4,784</b>	<b>14.8%</b>	<b>26.65%</b>
<b>South America</b>					
Argentina	142	0.4%	167	0.5%	-15%
Brazil	797	2.4%	807	2.5%	-1%
Chile	89	0.3%	76	0.2%	17%
Colombia	791	2.3%	909	2.8%	-13%
Ecuador	230	0.7%	86	0.3%	167%
Guyana	107	0.3%	81	0.2%	32%
Panama	92	0.3%	138	0.4%	-33%
Suriname	773	2.3%	927	2.9%	-17%
Venezuela	5,534	16.4%	5,954	18.4%	-7%
Other	258	0.8%	218	0.7%	18%
<b>Total</b>	<b>8,813</b>	<b>26.2%</b>	<b>9,363</b>	<b>28.9%</b>	<b>-5.87%</b>
<b>Caribbean</b>					
Aruba	1,434	4.3%	1,438	4.4%	0%
Barbados	17	0.1%	82	0.3%	-79%
Dom. Rep.	219	0.7%	296	0.9%	-26%
Haiti	137	0.4%	159	0.5%	-14%
Jamaica	236	0.7%	220	0.7%	7%
Trinidad & Tobago	803	2.4%	427	1.3%	88%
Other	170	0.5%	154	0.5%	10%
<b>Total</b>	<b>3,016</b>	<b>9.0%</b>	<b>2,776</b>	<b>8.6%</b>	<b>8.65%</b>
<b>Europe</b>					
Austria	83	0.2%	118	0.4%	-30%
Belgium	311	0.9%	404	1.2%	-23%
Denmark	21	0.1%	44	0.1%	-52%
Finland	34	0.1%	21	0.1%	62%
France	144	0.4%	159	0.5%	-9%
Germany	1,555	4.6%	1,252	3.9%	24%
Italy	83	0.2%	45	0.1%	84%
Netherlands	12,086	35.9%	10,932	33.7%	11%
Norway	23	0.1%	19	0.1%	21%
Sweden	70	0.2%	39	0.1%	79%
Switzerland	130	0.4%	151	0.5%	-14%
United Kingdom	208	0.6%	289	0.9%	-28%
Other	332	1.0%	299	0.9%	11%
<b>Total</b>	<b>15,080</b>	<b>44.8%</b>	<b>13,772</b>	<b>42.5%</b>	<b>9.50%</b>
<b>Others</b>					
Not Stated	306	0.9%	1,325	4.1%	-77%
Other	403	1.2%	401	1.2%	0%
<b>Total</b>	<b>709</b>	<b>2.1%</b>	<b>1,726</b>	<b>5.3%</b>	<b>-58.92%</b>
<b>Overall</b>	<b>33,677</b>	<b>100.0%</b>	<b>32,421</b>	<b>100.0%</b>	<b>4%</b>

2015YTD	% Total	2014YTD	% Total	% Change
11,152	5.7%	8,015	4.5%	39%
27,587	14.1%	22,684	12.8%	22%
<b>38,739</b>	<b>19.9%</b>	<b>30,699</b>	<b>17.4%</b>	<b>26%</b>
733	0.4%	889	0.5%	-18%
5,340	2.7%	4,469	2.5%	19%
349	0.2%	392	0.2%	-11%
4,626	2.4%	3,831	2.2%	21%
649	0.3%	432	0.2%	50%
733	0.4%	296	0.2%	148%
457	0.2%	514	0.3%	-11%
4,285	2.2%	3,837	2.2%	12%
35,528	18.2%	27,610	15.6%	29%
1,225	0.6%	935	0.5%	31%
<b>53,925</b>	<b>27.7%</b>	<b>43,205</b>	<b>24.4%</b>	<b>25%</b>
6,321	3.2%	6,771	3.8%	-7%
121	0.1%	222	0.1%	-45%
1,234	0.6%	1,498	0.8%	-18%
805	0.4%	984	0.6%	-18%
978	0.5%	1,030	0.6%	-5%
2,911	1.5%	1,981	1.1%	47%
632	0.3%	483	0.3%	31%
<b>13,002</b>	<b>6.7%</b>	<b>12,969</b>	<b>7.3%</b>	<b>0%</b>
625	0.3%	689	0.4%	-9%
3,130	1.6%	2,979	1.7%	5%
264	0.1%	280	0.2%	-6%
436	0.2%	1,186	0.7%	-63%
659	0.3%	804	0.5%	-18%
9,116	4.7%	7,967	4.5%	14%
573	0.3%	360	0.2%	59%
63,707	32.7%	60,594	34.3%	5%
350	0.2%	311	0.2%	13%
1,003	0.5%	1,029	0.6%	-3%
944	0.5%	849	0.5%	11%
1,114	0.6%	1,109	0.6%	0%
2,128	1.1%	2,206	1.2%	-4%
<b>84,049</b>	<b>43.1%</b>	<b>80,363</b>	<b>45.4%</b>	<b>5%</b>
3,177	1.6%	7,734	4.4%	-59%
2,095	1.1%	1,941	1.1%	8%
<b>5,272</b>	<b>2.7%</b>	<b>9,675</b>	<b>5.5%</b>	<b>-46%</b>
<b>194,987</b>	<b>100.0%</b>	<b>176,911</b>	<b>100.0%</b>	<b>10%</b>



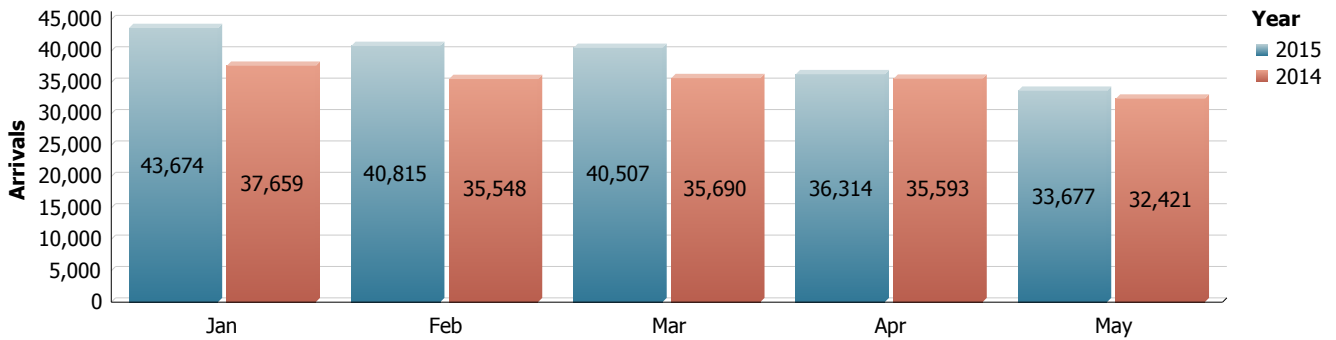
Pietermaai 19, Curaçao, Dutch Caribbean  
 Phone: (599-9) 434-8200 \* Fax: (599-9) 461-5017  
 Email: info@curacao.com  
 Website: www.curacao.com

### Stayover Visitor Nights (May / 2015)

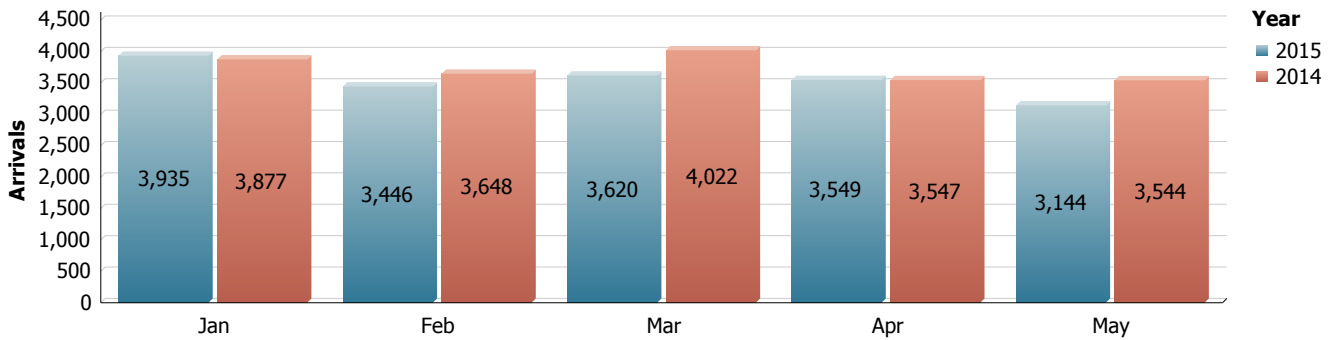
	May/2015	% Total	May/2014	% Total	% Change
<b>North America</b>					
Canada	7,546	2.8%	3,400	1.2%	122%
United States	31,426	11.8%	32,047	11.6%	-2%
<b>Total</b>	<b>38,972</b>	<b>14.7%</b>	<b>35,447</b>	<b>12.9%</b>	<b>10%</b>
<b>South America</b>					
Argentina	802	0.3%	1,085	0.4%	-26%
Brazil	4,913	1.8%	5,063	1.8%	-3%
Chile	606	0.2%	561	0.2%	8%
Colombia	6,914	2.6%	7,353	2.7%	-6%
Ecuador	1,143	0.4%	433	0.2%	164%
Guyana	530	0.2%	445	0.2%	19%
Panama	495	0.2%	748	0.3%	-34%
Suriname	4,656	1.8%	5,900	2.1%	-21%
Venezuela	39,949	15.0%	43,804	15.9%	-9%
Other	1,630	0.6%	1,510	0.5%	8%
<b>Total</b>	<b>61,638</b>	<b>23.2%</b>	<b>66,902</b>	<b>24.3%</b>	<b>-8%</b>
<b>Caribbean</b>					
Aruba	5,863	2.2%	7,166	2.6%	-18%
Barbados	74	0.0%	371	0.1%	-80%
Dom. Rep.	2,719	1.0%	4,635	1.7%	-41%
Haiti	912	0.3%	1,397	0.5%	-35%
Jamaica	1,552	0.6%	1,387	0.5%	12%
Trinidad & Tobago	3,298	1.2%	1,769	0.6%	86%
Other	1,288	0.5%	777	0.3%	66%
<b>Total</b>	<b>15,706</b>	<b>5.9%</b>	<b>17,502</b>	<b>6.3%</b>	<b>-10%</b>
<b>Europe</b>					
Austria	961	0.4%	1,152	0.4%	-17%
Belgium	2,860	1.1%	4,123	1.5%	-31%
Denmark	167	0.1%	573	0.2%	-71%
Finland	243	0.1%	162	0.1%	50%
France	832	0.3%	1,006	0.4%	-17%
Germany	16,275	6.1%	13,779	5.0%	18%
Italy	790	0.3%	318	0.1%	148%
Netherlands	118,232	44.5%	118,331	42.9%	0%
Norway	195	0.1%	144	0.1%	35%
Sweden	606	0.2%	341	0.1%	78%
Switzerland	1,259	0.5%	1,339	0.5%	-6%
United Kingdom	1,992	0.7%	2,448	0.9%	-19%
Other	2,524	0.9%	2,959	1.1%	-15%
<b>Total</b>	<b>146,936</b>	<b>55.3%</b>	<b>146,675</b>	<b>53.2%</b>	<b>0%</b>
<b>Others</b>					
Not Stated	13	0.0%	6,120	2.2%	-100%
Other	2,533	1.0%	3,073	1.1%	-18%
<b>Total</b>	<b>2,546</b>	<b>1.0%</b>	<b>9,193</b>	<b>3.3%</b>	<b>-72%</b>
<b>Overall</b>	<b>265,798</b>	<b>100.0%</b>	<b>275,719</b>	<b>100.0%</b>	<b>-4%</b>

2015YTD	% Total	2014YTD	% Total	% Change
87,434	5.2%	67,135	4.2%	30%
183,926	11.0%	156,442	9.8%	18%
<b>271,360</b>	<b>16.2%</b>	<b>223,577</b>	<b>14.0%</b>	<b>21%</b>
4,895	0.3%	6,212	0.4%	-21%
34,516	2.1%	29,080	1.8%	19%
2,595	0.2%	2,626	0.2%	-1%
38,559	2.3%	38,249	2.4%	1%
3,455	0.2%	2,705	0.2%	28%
4,310	0.3%	1,970	0.1%	119%
2,519	0.2%	2,796	0.2%	-10%
26,613	1.6%	25,723	1.6%	3%
263,806	15.8%	203,175	12.7%	30%
8,669	0.5%	7,006	0.4%	24%
<b>389,937</b>	<b>23.3%</b>	<b>319,542</b>	<b>20.0%</b>	<b>22%</b>
31,627	1.9%	33,404	2.1%	-5%
578	0.0%	961	0.1%	-40%
16,783	1.0%	25,640	1.6%	-35%
7,579	0.5%	9,263	0.6%	-18%
6,892	0.4%	7,321	0.5%	-6%
11,782	0.7%	7,640	0.5%	54%
5,038	0.3%	3,173	0.2%	59%
<b>80,279</b>	<b>4.8%</b>	<b>87,402</b>	<b>5.5%</b>	<b>-8%</b>
6,213	0.4%	7,042	0.4%	-12%
31,580	1.9%	31,026	1.9%	2%
2,476	0.1%	3,187	0.2%	-22%
4,017	0.2%	10,347	0.6%	-61%
5,192	0.3%	6,333	0.4%	-18%
97,804	5.8%	88,878	5.6%	10%
5,167	0.3%	2,995	0.2%	73%
704,773	42.1%	691,849	43.4%	2%
3,141	0.2%	2,853	0.2%	10%
9,424	0.6%	9,348	0.6%	1%
9,595	0.6%	8,260	0.5%	16%
10,601	0.6%	10,981	0.7%	-3%
17,501	1.0%	20,121	1.3%	-13%
<b>907,484</b>	<b>54.2%</b>	<b>893,220</b>	<b>56.0%</b>	<b>2%</b>
12,677	0.8%	57,395	3.6%	-78%
13,093	0.8%	14,337	0.9%	-9%
<b>25,770</b>	<b>1.5%</b>	<b>71,732</b>	<b>4.5%</b>	<b>-64%</b>
<b>1,674,830</b>	<b>100.0%</b>	<b>1,595,473</b>	<b>100.0%</b>	<b>5%</b>

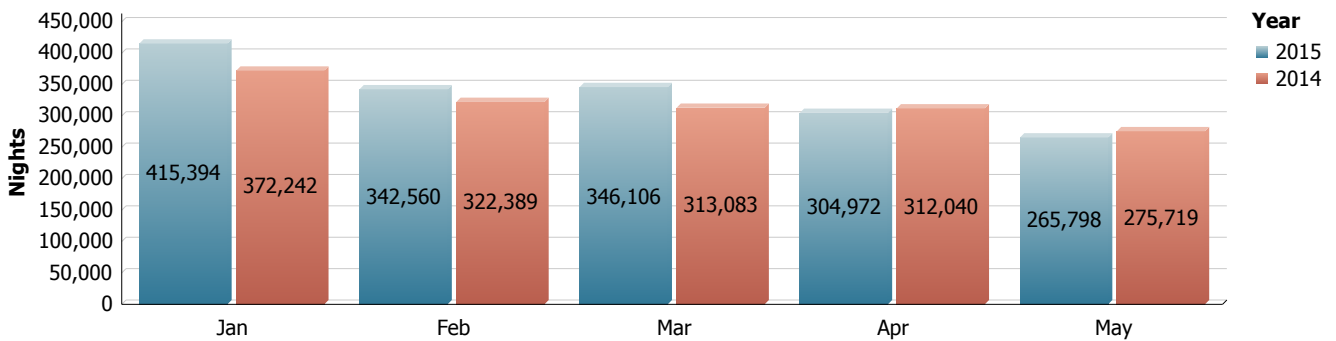
### Stay over



### Day trippers



### Stay over nights



### Cruise arrivals

