

Overall Visitor Arrival Performance (Jun / 2015)

Total Stayover Arrivals by Region

Region	Jun/2015	% Total	Jun/2014	% Total	% Change
North America	5,934	19%	4,743	14%	25%
South America	7,513	25%	11,121	34%	-32%
Caribbean	2,560	8%	2,858	9%	-10%
Europe	12,981	43%	12,050	36%	8%
Others	1,487	5%	2,312	7%	-36%
Total	30,475	100%	33,084	100%	-8%

2015YTD	% Total	2014YTD	% Total	% Change
44,384	20%	35,444	17%	25%
61,437	27%	54,328	26%	13%
15,699	7%	15,827	8%	-1%
97,020	43%	92,414	44%	5%
8,979	4%	11,987	6%	-25%
227,519	100%	210,000	100%	8%

Total Daytrippers

	Jun/2015	% Total	Jun/2014	% Total	% Change
Day Trippers	2,817	100%	3,344	100%	-16%

2015YTD	% Total	2014YTD	% Total	% Change
20,645	100%	21,981	100%	-6%

Total Nights by Region

Region	Jun/2015	% Total	Jun/2014	% Total	% Change
North America	37,971	15.3%	32,828	11.3%	16%
South America	47,585	19.2%	88,413	30.3%	-46%
Caribbean	14,189	5.7%	15,993	5.5%	-11%
Europe	144,744	58.4%	135,817	46.6%	7%
Others	3,400	1.4%	18,399	6.3%	-82%
Total	247,889	100%	291,450	100%	-15%

2015YTD	% Total	2014YTD	% Total	% Change
309,874	16.0%	256,412	13.6%	21%
440,293	22.7%	408,015	21.6%	8%
95,396	4.9%	103,395	5.5%	-8%
1,061,664	54.7%	1,029,044	54.5%	3%
33,865	1.7%	90,115	4.8%	-62%
1,941,092	100%	1,886,981	100%	3%

Total Cruise Arrivals

	Jun/2015	% Total	Jun/2014	% Total	% Change
Cruise Arrivals	17,688	100%	19,134	100%	-8%
Cruise Calls	7	100%	6	100%	17%

2015YTD	% Total	2014YTD	% Total	% Change
317,803	100%	344,139	100%	-8%
157	100%	160	100%	-2%

Total Arrivals

	Jun/2015	% Total	Jun/2014	% Total	% Change
Cruise Arrivals	17,688	35%	19,134	34%	-8%
Day Trippers	2,817	6%	3,344	6%	-16%
Stayovers	30,475	60%	33,084	60%	-8%
Total	50,980	100%	55,562	100%	-8%

2015YTD	% Total	2014YTD	% Total	% Change
317,803	56%	344,139	60%	-8%
20,645	4%	21,981	4%	-6%
227,519	40%	210,000	36%	8%
565,967	100%	576,120	100%	-2%

Source

Stayover: Immigration database / CTB
Visitor Nights: Immigration database / CTB
Cruise calls / passengers: CPA



Pietermaai 19, Curaçao, Dutch Caribbean
 Phone: (599-9) 434-8200 * Fax: (599-9) 461-5017
 Email: info@curacao.com
 Website: www.curacao.com

Stayover Visitor Arrival (Jun / 2015)

	Jun/2015	% Total	Jun/2014	% Total	% Change
North America					
Canada	610	2.0%	198	0.6%	208%
United States	5,324	17.5%	4,545	13.7%	17%
Total	5,934	19.5%	4,743	14.3%	25.11%
South America					
Argentina	130	0.4%	129	0.4%	1%
Brazil	545	1.8%	617	1.9%	-12%
Chile	32	0.1%	34	0.1%	-6%
Colombia	1,137	3.7%	945	2.9%	20%
Ecuador	130	0.4%	55	0.2%	136%
Guyana	132	0.4%	80	0.2%	65%
Panama	129	0.4%	122	0.4%	6%
Suriname	724	2.4%	765	2.3%	-5%
Venezuela	4,348	14.3%	8,091	24.5%	-46%
Other	206	0.7%	283	0.9%	-27%
Total	7,513	24.7%	11,121	33.6%	-32.44%
Caribbean					
Aruba	1,150	3.8%	1,457	4.4%	-21%
Barbados	39	0.1%	61	0.2%	-36%
Dom. Rep.	224	0.7%	271	0.8%	-17%
Haiti	89	0.3%	107	0.3%	-17%
Jamaica	204	0.7%	188	0.6%	9%
Trinidad & Tobago	747	2.5%	626	1.9%	19%
Other	107	0.4%	148	0.4%	-28%
Total	2,560	8.4%	2,858	8.6%	-10.43%
Europe					
Austria	60	0.2%	59	0.2%	2%
Belgium	285	0.9%	465	1.4%	-39%
Denmark	53	0.2%	71	0.2%	-25%
Finland	45	0.1%	35	0.1%	29%
France	96	0.3%	88	0.3%	9%
Germany	1,416	4.6%	1,194	3.6%	19%
Italy	71	0.2%	57	0.2%	25%
Netherlands	9,958	32.7%	9,300	28.1%	7%
Norway	108	0.4%	71	0.2%	52%
Sweden	88	0.3%	83	0.3%	6%
Switzerland	115	0.4%	121	0.4%	-5%
United Kingdom	189	0.6%	179	0.5%	6%
Other	497	1.6%	327	1.0%	52%
Total	12,981	42.6%	12,050	36.4%	7.73%
Others					
Not Stated	1,031	3.4%	1,846	5.6%	-44%
Other	456	1.5%	466	1.4%	-2%
Total	1,487	4.9%	2,312	7.0%	-35.68%
Overall	30,475	100.0%	33,084	100.0%	-8%

	2015YTD	% Total	2014YTD	% Total	% Change
	11,741	5.2%	8,215	3.9%	43%
	32,643	14.3%	27,229	13.0%	20%
	44,384	19.5%	35,444	16.9%	25%
	871	0.4%	1,018	0.5%	-14%
	5,858	2.6%	5,086	2.4%	15%
	383	0.2%	426	0.2%	-10%
	5,771	2.5%	4,778	2.3%	21%
	790	0.3%	487	0.2%	62%
	874	0.4%	376	0.2%	132%
	590	0.3%	636	0.3%	-7%
	5,050	2.2%	4,602	2.2%	10%
	39,805	17.5%	35,701	17.0%	11%
	1,445	0.6%	1,218	0.6%	19%
	61,437	27.0%	54,328	25.9%	13%
	7,535	3.3%	8,228	3.9%	-8%
	161	0.1%	283	0.1%	-43%
	1,477	0.6%	1,769	0.8%	-17%
	897	0.4%	1,091	0.5%	-18%
	1,192	0.5%	1,218	0.6%	-2%
	3,688	1.6%	2,607	1.2%	41%
	749	0.3%	631	0.3%	19%
	15,699	6.9%	15,827	7.5%	-1%
	687	0.3%	748	0.4%	-8%
	3,451	1.5%	3,444	1.6%	0%
	317	0.1%	351	0.2%	-10%
	486	0.2%	1,221	0.6%	-60%
	760	0.3%	892	0.4%	-15%
	10,479	4.6%	9,161	4.4%	14%
	649	0.3%	417	0.2%	56%
	73,600	32.3%	69,895	33.3%	5%
	461	0.2%	382	0.2%	21%
	1,102	0.5%	1,112	0.5%	-1%
	1,066	0.5%	970	0.5%	10%
	1,313	0.6%	1,288	0.6%	2%
	2,649	1.2%	2,533	1.2%	5%
	97,020	42.6%	92,414	44.0%	5%
	6,413	2.8%	9,580	4.6%	-33%
	2,566	1.1%	2,407	1.1%	7%
	8,979	3.9%	11,987	5.7%	-25%
	227,519	100.0%	210,000	100.0%	8%



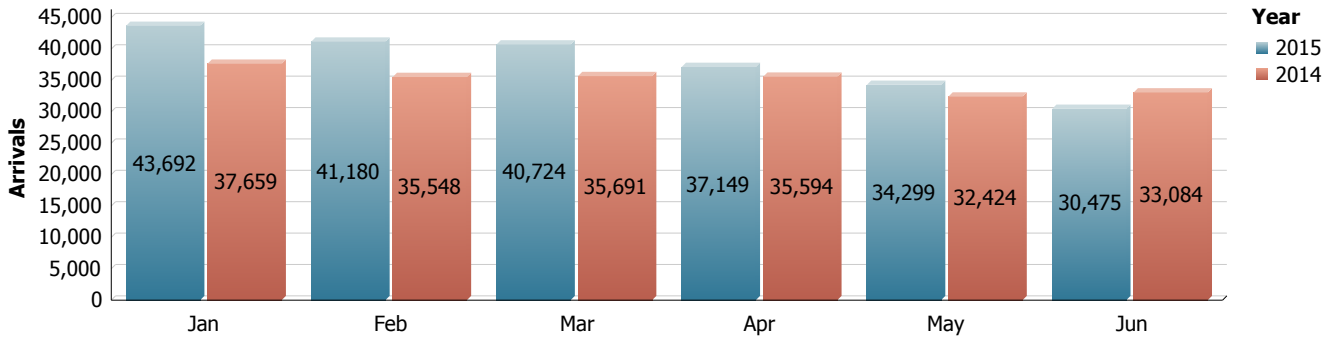
Pietermaai 19, Curacao, Dutch Caribbean
 Phone: (599-9) 434-8200 * Fax: (599-9) 461-5017
 Email: info@curacao.com
 Website: www.curacao.com

Stayover Visitor Nights (Jun / 2015)

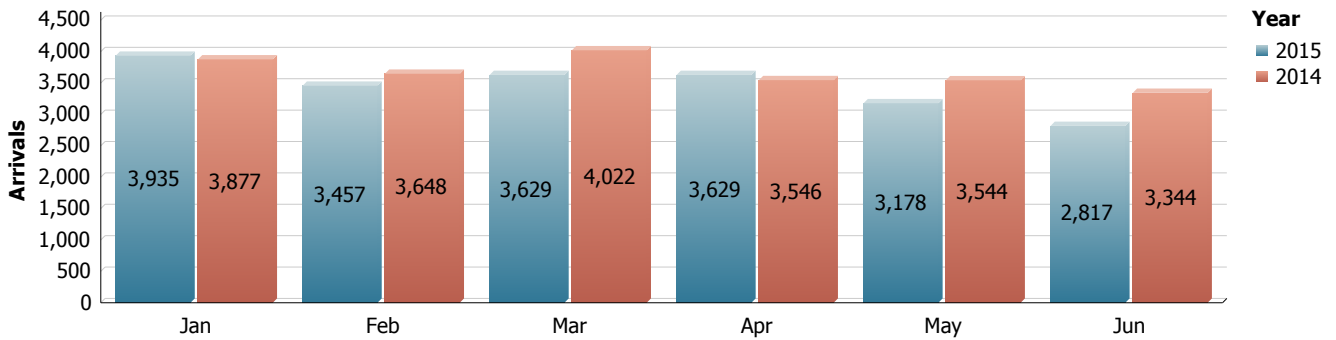
	Jun/2015	% Total	Jun/2014	% Total	% Change
North America					
Canada	4,311	1.7%	1,615	0.6%	167%
United States	33,660	13.6%	31,213	10.7%	8%
Total	37,971	15.3%	32,828	11.3%	16%
South America					
Argentina	970	0.4%	969	0.3%	0%
Brazil	2,898	1.2%	4,323	1.5%	-33%
Chile	242	0.1%	159	0.1%	52%
Colombia	7,195	2.9%	7,042	2.4%	2%
Ecuador	571	0.2%	443	0.2%	29%
Guyana	617	0.2%	544	0.2%	13%
Panama	609	0.2%	620	0.2%	-2%
Suriname	4,302	1.7%	4,287	1.5%	0%
Venezuela	28,884	11.7%	67,670	23.2%	-57%
Other	1,297	0.5%	2,356	0.8%	-45%
Total	47,585	19.2%	88,413	30.3%	-46%
Caribbean					
Aruba	4,816	1.9%	6,756	2.3%	-29%
Barbados	228	0.1%	304	0.1%	-25%
Dom. Rep.	3,072	1.2%	3,378	1.2%	-9%
Haiti	719	0.3%	739	0.3%	-3%
Jamaica	1,574	0.6%	1,467	0.5%	7%
Trinidad & Tobago	3,047	1.2%	2,516	0.9%	21%
Other	733	0.3%	833	0.3%	-12%
Total	14,189	5.7%	15,993	5.5%	-11%
Europe					
Austria	714	0.3%	663	0.2%	8%
Belgium	2,926	1.2%	5,314	1.8%	-45%
Denmark	508	0.2%	566	0.2%	-10%
Finland	441	0.2%	312	0.1%	41%
France	581	0.2%	723	0.2%	-20%
Germany	15,900	6.4%	12,816	4.4%	24%
Italy	730	0.3%	748	0.3%	-2%
Netherlands	114,324	46.1%	107,233	36.8%	7%
Norway	1,082	0.4%	728	0.2%	49%
Sweden	826	0.3%	629	0.2%	31%
Switzerland	1,084	0.4%	1,097	0.4%	-1%
United Kingdom	1,836	0.7%	1,649	0.6%	11%
Other	3,792	1.5%	3,339	1.1%	14%
Total	144,744	58.4%	135,817	46.6%	7%
Others					
Not Stated	6	0.0%	14,016	4.8%	-100%
Other	3,394	1.4%	4,383	1.5%	-23%
Total	3,400	1.4%	18,399	6.3%	-82%
Overall	247,889	100.0%	291,450	100.0%	-15%

	2015YTD	% Total	2014YTD	% Total	% Change
	91,974	4.7%	68,757	3.6%	34%
	217,900	11.2%	187,655	9.9%	16%
Total	309,874	16.0%	256,412	13.6%	21%
	5,923	0.3%	7,181	0.4%	-18%
	37,493	1.9%	33,403	1.8%	12%
	2,851	0.1%	2,785	0.1%	2%
	46,148	2.4%	45,351	2.4%	2%
	4,096	0.2%	3,148	0.2%	30%
	4,966	0.3%	2,514	0.1%	98%
	3,142	0.2%	3,416	0.2%	-8%
	31,370	1.6%	30,010	1.6%	5%
	294,282	15.2%	270,845	14.4%	9%
	10,022	0.5%	9,362	0.5%	7%
Total	440,293	22.7%	408,015	21.6%	8%
	36,828	1.9%	40,160	2.1%	-8%
	812	0.0%	1,265	0.1%	-36%
	20,135	1.0%	29,018	1.5%	-31%
	8,318	0.4%	10,002	0.5%	-17%
	8,551	0.4%	8,788	0.5%	-3%
	14,935	0.8%	10,156	0.5%	47%
	5,817	0.3%	4,006	0.2%	45%
Total	95,396	4.9%	103,395	5.5%	-8%
	6,947	0.4%	7,705	0.4%	-10%
	34,817	1.8%	36,340	1.9%	-4%
	2,984	0.2%	3,753	0.2%	-20%
	4,493	0.2%	10,659	0.6%	-58%
	5,840	0.3%	7,056	0.4%	-17%
	114,470	5.9%	101,694	5.4%	13%
	5,919	0.3%	3,743	0.2%	58%
	826,781	42.6%	799,089	42.3%	3%
	4,255	0.2%	3,581	0.2%	19%
	10,351	0.5%	9,977	0.5%	4%
	10,720	0.6%	9,357	0.5%	15%
	12,545	0.6%	12,630	0.7%	-1%
	21,542	1.1%	23,460	1.2%	-8%
Total	1,061,664	54.7%	1,029,044	54.5%	3%
	17,210	0.9%	71,395	3.8%	-76%
	16,655	0.9%	18,720	1.0%	-11%
Total	33,865	1.7%	90,115	4.8%	-62%
Overall	1,941,092	100.0%	1,886,981	100.0%	3%

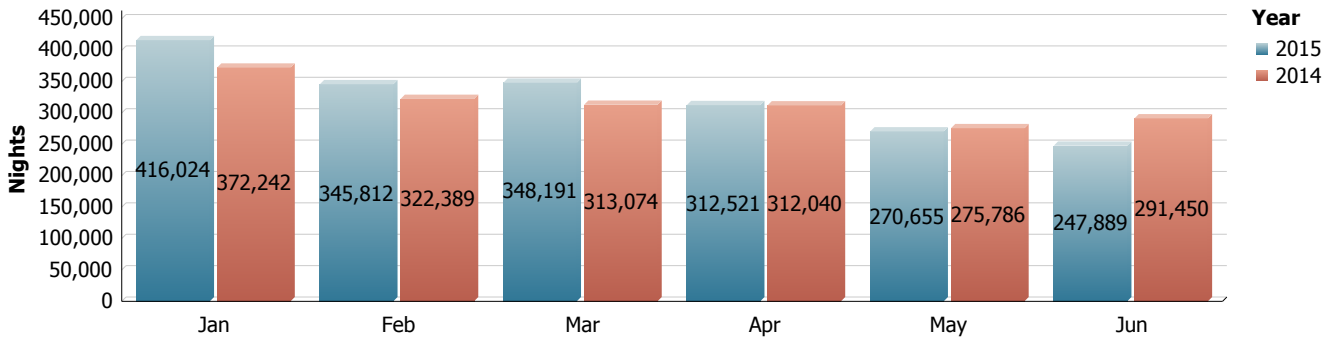
Stay over



Day trippers



Stay over nights



Cruise arrivals

