

Overall Visitor Arrival Performance (Mar / 2018)

Total Stayover Arrivals by Region

Region	Mar/2018	% Total	Mar/2017	% Total	% Change
North America	9,635	27%	9,136	26%	5%
South America	4,188	12%	5,051	15%	-17%
Caribbean	1,875	5%	1,698	5%	10%
Europe	19,119	53%	17,731	51%	8%
Others	1,424	4%	934	3%	52%
Total	36,241	100%	34,550	100%	5%

2018YTD	% Total	2017YTD	% Total	% Change
27,983	25%	26,195	24%	7%
14,171	13%	18,981	17%	-25%
4,892	4%	6,174	6%	-21%
58,522	53%	55,119	50%	6%
4,854	4%	2,731	3%	78%
110,422	100%	109,200	100%	1%

Total Daytrippers

	Mar/2018	% Total	Mar/2017	% Total	% Change
Day Trippers	1,812	100%	2,190	100%	-17%

2018YTD	% Total	2017YTD	% Total	% Change
5,422	100%	7,264	100%	-25%

Total Nights by Region

Region	Mar/2018	% Total	Mar/2017	% Total	% Change
North America	65,866	20.1%	59,324	20.0%	11%
South America	34,670	10.6%	35,311	11.9%	-2%
Caribbean	10,190	3.1%	10,199	3.4%	0%
Europe	210,913	64.3%	188,031	63.3%	12%
Others	6,169	1.9%	4,091	1.4%	51%
Total	327,808	100%	296,956	100%	10%

2018YTD	% Total	2017YTD	% Total	% Change
208,629	20.7%	183,800	18.8%	14%
110,061	10.9%	132,023	13.5%	-17%
28,260	2.8%	35,935	3.7%	-21%
642,039	63.8%	615,144	62.9%	4%
16,941	1.7%	11,528	1.2%	47%
1,005,930	100%	978,430	100%	3%

Total Cruise Arrivals

	Mar/2018	% Total	Mar/2017	% Total	% Change
Cruise Arrivals	97,960	100%	71,293	100%	37%
Cruise Calls	34	100%	33	100%	3%

2018YTD	% Total	2017YTD	% Total	% Change
330,719	100%	202,103	100%	64%
120	100%	95	100%	26%

Total Arrivals

	Mar/2018	% Total	Mar/2017	% Total	% Change
Cruise Arrivals	97,960	72%	71,293	66%	37%
Day Trippers	1,812	1%	2,190	2%	-17%
Stayovers	36,241	27%	34,550	32%	5%
Total	136,013	100%	108,033	100%	26%

2018YTD	% Total	2017YTD	% Total	% Change
330,719	74%	202,103	63%	64%
5,422	1%	7,264	2%	-25%
110,422	25%	109,200	34%	1%
446,563	100%	318,567	100%	40%

Source

Stayover: Immigration database / CTB
Visitor Nights: Immigration database / CTB
Cruise calls / passengers: CPA



Pietermaai 19, Curaçao, Dutch Caribbean
 Phone: (599-9) 434-8200 * Fax: (599-9) 461-5017
 Email: info@curacao.com
 Website: www.curacao.com

Stayover Visitor Arrival (Mar / 2018)

	Mar/2018	% Total	Mar/2017	% Total	% Change
North America					
Canada	3,272	9.0%	3,069	8.9%	7%
United States	6,363	17.6%	6,067	17.6%	5%
Total	9,635	26.6%	9,136	26.4%	5.46%
South America					
Argentina	181	0.5%	250	0.7%	-28%
Brazil	697	1.9%	563	1.6%	24%
Chile	54	0.1%	44	0.1%	23%
Colombia	1,387	3.8%	912	2.6%	52%
Ecuador	83	0.2%	281	0.8%	-70%
Guyana	37	0.1%	65	0.2%	-43%
Panama	119	0.3%	92	0.3%	29%
Suriname	649	1.8%	497	1.4%	31%
Venezuela	746	2.1%	2,196	6.4%	-66%
Other	235	0.6%	151	0.4%	56%
Total	4,188	11.6%	5,051	14.6%	-17.09%
Caribbean					
Aruba	1,101	3.0%	746	2.2%	48%
Barbados	31	0.1%	23	0.1%	35%
Dom. Rep.	91	0.3%	304	0.9%	-70%
Haiti	179	0.5%	126	0.4%	42%
Jamaica	37	0.1%	58	0.2%	-36%
Trinidad & Tobago	335	0.9%	329	1.0%	2%
Other	101	0.3%	112	0.3%	-10%
Total	1,875	5.2%	1,698	4.9%	10.42%
Europe					
Austria	115	0.3%	131	0.4%	-12%
Belgium	871	2.4%	608	1.8%	43%
Denmark	126	0.3%	60	0.2%	110%
Finland	43	0.1%	37	0.1%	16%
France	194	0.5%	137	0.4%	42%
Germany	2,534	7.0%	2,318	6.7%	9%
Italy	84	0.2%	99	0.3%	-15%
Netherlands	13,708	37.8%	13,266	38.4%	3%
Norway	93	0.3%	48	0.1%	94%
Sweden	216	0.6%	127	0.4%	70%
Switzerland	267	0.7%	257	0.7%	4%
United Kingdom	295	0.8%	219	0.6%	35%
Other	573	1.6%	424	1.2%	35%
Total	19,119	52.8%	17,731	51.3%	7.83%
Others					
Not Stated	924	2.5%	434	1.3%	113%
Other	500	1.4%	500	1.4%	0%
Total	1,424	3.9%	934	2.7%	52.46%
Overall	36,241	100.0%	34,550	100.0%	5%

2018YTD	% Total	2017YTD	% Total	% Change
9,666	8.8%	9,579	8.8%	1%
18,317	16.6%	16,616	15.2%	10%
27,983	25.3%	26,195	24.0%	7%
1,004	0.9%	847	0.8%	19%
3,068	2.8%	2,857	2.6%	7%
221	0.2%	161	0.1%	37%
4,867	4.4%	3,458	3.2%	41%
184	0.2%	589	0.5%	-69%
123	0.1%	299	0.3%	-59%
382	0.3%	338	0.3%	13%
1,600	1.4%	1,760	1.6%	-9%
2,076	1.9%	8,178	7.5%	-75%
646	0.6%	494	0.5%	31%
14,171	12.8%	18,981	17.4%	-25%
2,845	2.6%	2,679	2.5%	6%
72	0.1%	62	0.1%	16%
452	0.4%	1,040	1.0%	-57%
402	0.4%	540	0.5%	-26%
121	0.1%	354	0.3%	-66%
782	0.7%	1,055	1.0%	-26%
218	0.2%	444	0.4%	-51%
4,892	4.4%	6,174	5.7%	-21%
312	0.3%	400	0.4%	-22%
1,847	1.7%	1,519	1.4%	22%
356	0.3%	323	0.3%	10%
211	0.2%	231	0.2%	-9%
607	0.5%	507	0.5%	20%
4,859	4.4%	6,052	5.5%	-20%
362	0.3%	367	0.3%	-1%
45,476	41.2%	41,953	38.4%	8%
340	0.3%	207	0.2%	64%
925	0.8%	700	0.6%	32%
700	0.6%	744	0.7%	-6%
815	0.7%	712	0.7%	14%
1,712	1.6%	1,404	1.3%	22%
58,522	53.0%	55,119	50.5%	6%
3,306	3.0%	1,075	1.0%	208%
1,548	1.4%	1,656	1.5%	-7%
4,854	4.4%	2,731	2.5%	78%
110,422	100.0%	109,200	100.0%	1%



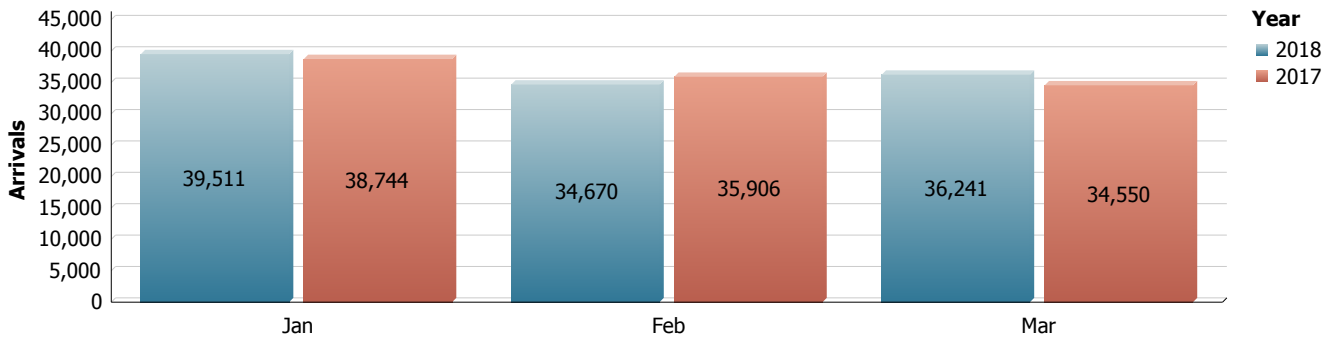
Pietermaai 19, Curacao, Dutch Caribbean
 Phone: (599-9) 434-8200 * Fax: (599-9) 461-5017
 Email: info@curacao.com
 Website: www.curacao.com

Stayover Visitor Nights (Mar / 2018)

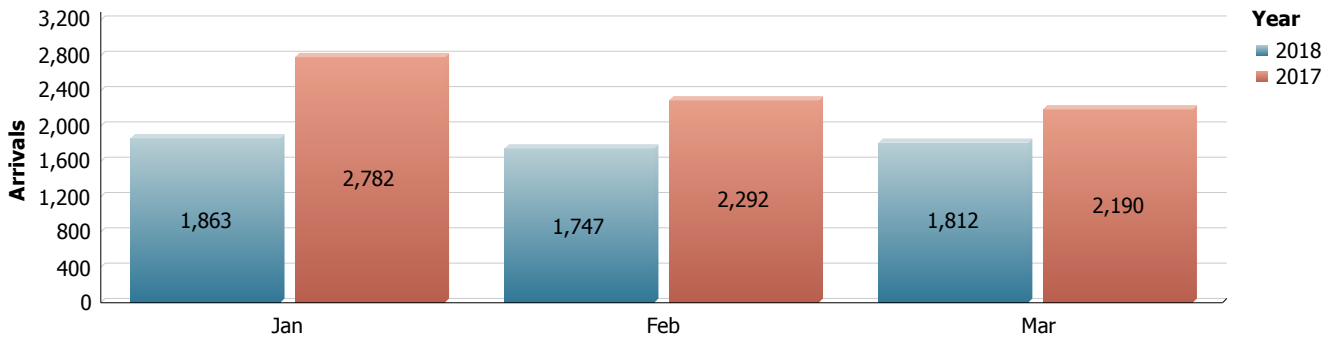
	Mar/2018	% Total	Mar/2017	% Total	% Change
North America					
Canada	25,434	7.8%	23,175	7.8%	10%
United States	40,432	12.3%	36,149	12.2%	12%
Total	65,866	20.1%	59,324	20.0%	11%
South America					
Argentina	1,202	0.4%	1,458	0.5%	-18%
Brazil	4,745	1.4%	3,602	1.2%	32%
Chile	387	0.1%	262	0.1%	48%
Colombia	10,263	3.1%	8,482	2.9%	21%
Ecuador	534	0.2%	1,416	0.5%	-62%
Guyana	277	0.1%	238	0.1%	16%
Panama	571	0.2%	506	0.2%	13%
Suriname	4,562	1.4%	3,480	1.2%	31%
Venezuela	10,104	3.1%	14,920	5.0%	-32%
Other	2,025	0.6%	947	0.3%	114%
Total	34,670	10.6%	35,311	11.9%	-2%
Caribbean					
Aruba	5,219	1.6%	3,651	1.2%	43%
Barbados	165	0.1%	134	0.0%	23%
Dom. Rep.	1,005	0.3%	3,323	1.1%	-70%
Haiti	1,255	0.4%	1,012	0.3%	24%
Jamaica	291	0.1%	475	0.2%	-39%
Trinidad & Tobago	1,655	0.5%	1,157	0.4%	43%
Other	600	0.2%	447	0.2%	34%
Total	10,190	3.1%	10,199	3.4%	0%
Europe					
Austria	1,020	0.3%	1,333	0.4%	-23%
Belgium	8,740	2.7%	6,807	2.3%	28%
Denmark	1,182	0.4%	463	0.2%	155%
Finland	294	0.1%	276	0.1%	7%
France	1,574	0.5%	905	0.3%	74%
Germany	29,407	9.0%	25,018	8.4%	18%
Italy	699	0.2%	980	0.3%	-29%
Netherlands	155,307	47.4%	142,510	48.0%	9%
Norway	913	0.3%	419	0.1%	118%
Sweden	1,889	0.6%	1,216	0.4%	55%
Switzerland	2,502	0.8%	2,383	0.8%	5%
United Kingdom	2,355	0.7%	1,949	0.7%	21%
Other	5,031	1.5%	3,772	1.3%	33%
Total	210,913	64.3%	188,031	63.3%	12%
Others					
Not Stated	2,082	0.6%	345	0.1%	503%
Other	4,087	1.2%	3,746	1.3%	9%
Total	6,169	1.9%	4,091	1.4%	51%
Overall	327,808	100.0%	296,956	100.0%	10%

	2018YTD	% Total	2017YTD	% Total	% Change
	82,954	8.2%	77,486	7.9%	7%
	125,675	12.5%	106,314	10.9%	18%
Total	208,629	20.7%	183,800	18.8%	14%
	7,994	0.8%	5,691	0.6%	40%
	19,690	2.0%	17,601	1.8%	12%
	1,758	0.2%	1,149	0.1%	53%
	40,613	4.0%	31,432	3.2%	29%
	1,162	0.1%	3,008	0.3%	-61%
	827	0.1%	1,268	0.1%	-35%
	2,083	0.2%	2,102	0.2%	-1%
	11,729	1.2%	11,721	1.2%	0%
	19,247	1.9%	54,678	5.6%	-65%
	4,958	0.5%	3,373	0.3%	47%
Total	110,061	10.9%	132,023	13.5%	-17%
	13,823	1.4%	12,848	1.3%	8%
	356	0.0%	281	0.0%	27%
	4,264	0.4%	9,904	1.0%	-57%
	3,539	0.4%	3,182	0.3%	11%
	1,040	0.1%	3,049	0.3%	-66%
	3,710	0.4%	4,184	0.4%	-11%
	1,528	0.2%	2,487	0.3%	-39%
Total	28,260	2.8%	35,935	3.7%	-21%
	2,823	0.3%	3,834	0.4%	-26%
	17,368	1.7%	16,512	1.7%	5%
	3,297	0.3%	2,827	0.3%	17%
	1,863	0.2%	2,210	0.2%	-16%
	5,000	0.5%	3,944	0.4%	27%
	58,352	5.8%	67,830	6.9%	-14%
	3,315	0.3%	3,256	0.3%	2%
	510,097	50.7%	480,290	49.1%	6%
	3,226	0.3%	1,729	0.2%	87%
	8,285	0.8%	6,449	0.7%	28%
	6,275	0.6%	6,973	0.7%	-10%
	6,802	0.7%	6,322	0.6%	8%
	15,336	1.5%	12,968	1.3%	18%
Total	642,039	63.8%	615,144	62.9%	4%
	3,299	0.3%	701	0.1%	371%
	13,642	1.4%	10,827	1.1%	26%
Total	16,941	1.7%	11,528	1.2%	47%
Overall	1,005,930	100.0%	978,430	100.0%	3%

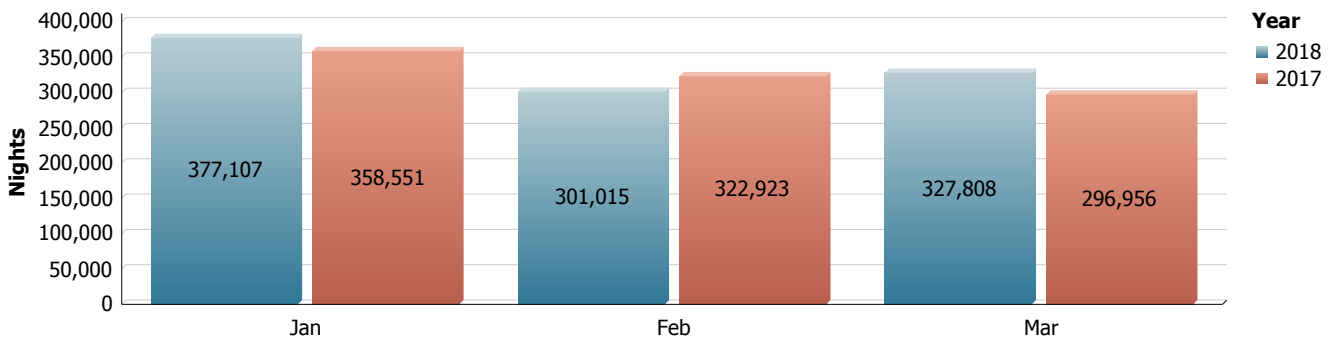
Stay over



Day trippers



Stay over nights



Cruise arrivals

